



N.K.BAGRODIA PUBLIC SCHOOL
AHINSA MARG, SEC-9, ROHINI,
DELHI-110085
SESSION 2025-26
CLASS-1
HOLIDAYS HOMEWORK





Class 1 (Session 2025-26)

SUMMER VACATION ASSIGNMENTS

Dear Parents, Namaskar!

Summer Vacation! A long time to rejoice and recreate for all children.

It is an appropriate time when the parents spend quality time with their children and try to discover their hidden potential, realize their talents and explore their inner self. Following are the suggestions that will help the children to spend their vacations judiciously.

- Vacation give children a chance to relax. Besides relaxing, there should be a healthy mix of play and work. Channelize their energy with their favorite hobby, creative and constructive work.
- Encourage your child to eat healthy food to strengthen their body. Help your child in making Non -Fire cooking items .(Ex. Cold sandwich, Lemonade, Sprouts salad)
- Take your child for outing and fun. Spend maximum time with him/her to develop an everlasting bond.
- Help your child to inculcate reading habits. (Ex. Panchtantra Kahaniya, The Jungle Book, Jack and the Beanstalk etc.)
- Converse with your child in English. Example-
 - a. What was the best thing that you did today?
 - b. What was the funniest thing that happened today?
 - c. Tell me something that your friend said today.
 - d. What was the hardest thing that you did today?
- Help your child to inculcate good habits and encourage him/her to wish elders in the morning.
- Kindly ensure that your child completes his/her homework neatly.
- Encourage and only supervise your child to complete the assignments creatively and independently as it will help them to improve their writing skills.

LANGUAGE 1 – ENGLISH

a. Prepare a monoact of 7 to 10 dialogues on any one of the following topics:



1. Shopkeeper and a customer
2. Teacher and student
3. Grandparent and grandchild
4. Child with a friend

b. Kindly prepare the following materials under the guidance and supervision of your parents according to your roll number.

Roll No.	Material to be made
1-11	Magic words- Colorful Cutouts
12-22	A-3 size chart of Articles
23-33	Wh Family words (A-3 size sheet)
34-45	Flashcards of Describing Words (A-4 size) (Any 2)



Learning Outcomes-

- This framework aims to enhance language through interactive methods.
 - Students will learn and demonstrate understanding of poems, expand vocabulary, revise previous learning, and engage in word building activities.
 - They will also work on recognizing action words, sight words, and position words, while learning about articles, helpers in the community, opposite words, nouns, and "Wh" family words
- 
- 

LANGUAGE 2 : हिन्दी

1. 3 in 1 कॉपी में एक पृष्ठ सुलेख प्रतिदिन लिखिए।
2. कक्षा में करवाए गए कार्य का लिखित अभ्यास कीजिए।
3. कोई एक भजन या दोहा याद कीजिए ।
4. छात्र प्रत्येक विषय (लिंग, वचन, विलोम शब्द) के 2-2 फ्लैश कार्ड बनाए।
(A4 size)

अधिगम प्रतिफल :

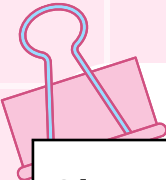
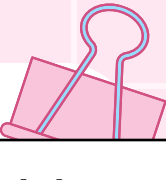
- छात्रों में स्वरों के मात्रिक स्वरूप को पहचानने, उच्चारित करने तथा लिखने की रुचि जागृत करना।
- उनकी स्मरण शक्ति एवं स्व विवेक को विकसित करना ।

NUMERACY



1. Given below are the names of transport. Count the number of letters and write them in both figures and words.

Names of transport	No. of letters in each word	Number Names
CAR		
SHIP		
TRUCK		
BICYCLE		
AEROPLANE		

- 2 Make the following materials according to the roll numbers. The links have been added for reference. You can be creative in your own way.

Class	Task	Reference Link
I-A	Cutouts of 2D and 3 D Shapes (A- 4 Size sheet)	-
I-B	A model of wall Clock	https://www.youtube.com/watch?v=XRDfh_nwTKI
I-C	A wall hanging of Months of the Year	https://www.youtube.com/watch?v=0wB4gpcmMYI
I-D	A model of piggy pockets along with notes with denominations of 1, 2, 5, 10, 20 and 50 (3 notes each)	https://www.youtube.com/watch?v=eMzSiLyGrRg
I-E	A 2D representation of ordinal numbers on A3 size sheet	-

Learning Outcomes

- Memorize the months of year.
- Read the time from the clock.
- Write the number names from 1 to 20.



GENERAL AWARENESS

1. Make a stick puppet of any one community helper of your choice.
2. Learn a short poem on your favourite season.
3. Create a collage that captures the essence of your favourite season. Include elements like seasonal clothing, festive foods, blooming flowers and activities you love to do during that season. Add a personal touch by including your own photographs to make the collage uniquely yours.

Learning Outcomes:

- Broaden their understanding and enhance their critical thinking skills
- Remember the names and things we use in each season

CREATIVE AND AESTHETIC SKILLS

1. Do the Art Book page no.-27, 28, 29, 30 and 31.

2. Make a pen stand using newspaper and decorate it.

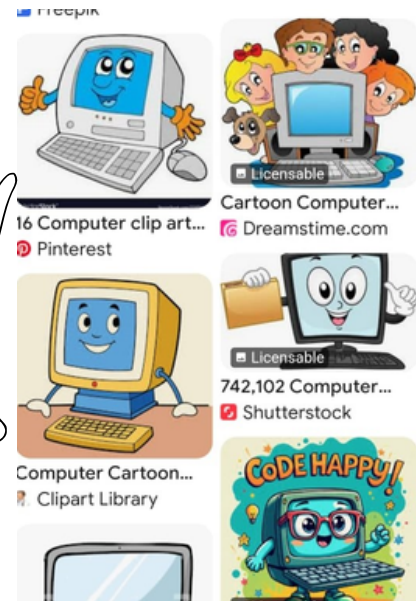

Learning Outcomes-

- enhance their fine motor skills.
- enhance imagination and creativity.

Creative Computer Art

Use your imagination and creativity to design a computer in an artistic and colorful way. You may draw it by hand or use a computer to create your design. Once you have finished, take a colored printout of your artwork on an A4 size sheet. Please make sure to add a neat border around your work before getting it laminated.

Few pictures are given below for your reference.



Learning outcomes

- * To enhance creativity and imagination
- * To develop basic computer awareness
- * To improve fine motor skills
- * To enhance aesthetic sense and colour coordination



**N.K. BAGRODIA PUBLIC SCHOOL AHINSA MARG,
SECTOR-9, ROHINI-110085**

Language Sheet - 1

Name-_____Class- I-__Roll no. ____

Q. Read the passage carefully and answer the following questions-

A vet helps dogs and cats.

A vet works in a clinic.

A vet is a doctor.

He takes care of animals.



Q1. Put (V) or (x):

a) A vet helps dogs and cats. _____

b) A vet works in a school. _____

Q2. Complete the following:

a) A vet is a _____

b) He takes care of _____

Q3. Write the names of two animals and draw their picture.

1. _____

2. _____

Date:_____

Teacher's Signature : _____

Language Sheet – 2





TOPIC- BLENDED SOUND

Name- _____







Section- _____

Roll No. _____

Q1. Look at the picture. Which letters match the beginning of the word? Colour the blends.

	fl	dr	br	pl
	fl	tr	fr	gr
	br	cr	sl	cl
	sn	tr	sr	pl

Q2. Choose the correct consonant blend to complete the word.

gr		fl		br		st		fr	
cl		gl		cr		pl		dr	
	__ass		__um						
	__ag		__ush						
	__ant		__ar						

Date- _____

Teacher's Sign- _____

नाम- _____

कक्षा- _____

अनुक्रमांक- _____

अनुच्छेद लेखन

(आ की मात्रा)

*चित्रों के नाम लिखकर अनुच्छेद पूरा कीजिए।

एक  था। घर की 
..... पर  के पेड़ की छाया
थी। राम छाया में बैठकर 
पढ़ता था। एक बार एक 
राम के ऊपर गिरा। राम के 
खराब हो गए। राम  पर
जाकर नहाया। फिर 
छा गए। पानी बरसा। राम ने बारिश में
एक  रख दिया। टब
भर गया।



दिनांक - _____

अध्यापक हस्ताक्षर - _____

नाम- _____ कक्षा- _____ अनुक्रमांक- _____

व्याकरण

क) फल व सब्जियों के नाम लिखिए और चित्र बनाइए।
(आ की मात्रा)

फल

1) _____

2) _____

सब्जियाँ

1) _____

2) _____

ख) जानवरों के नाम लिखिए और चित्र बनाइए। (इ, ई की मात्रा)

इ

1) _____

2) _____

ई

1) _____

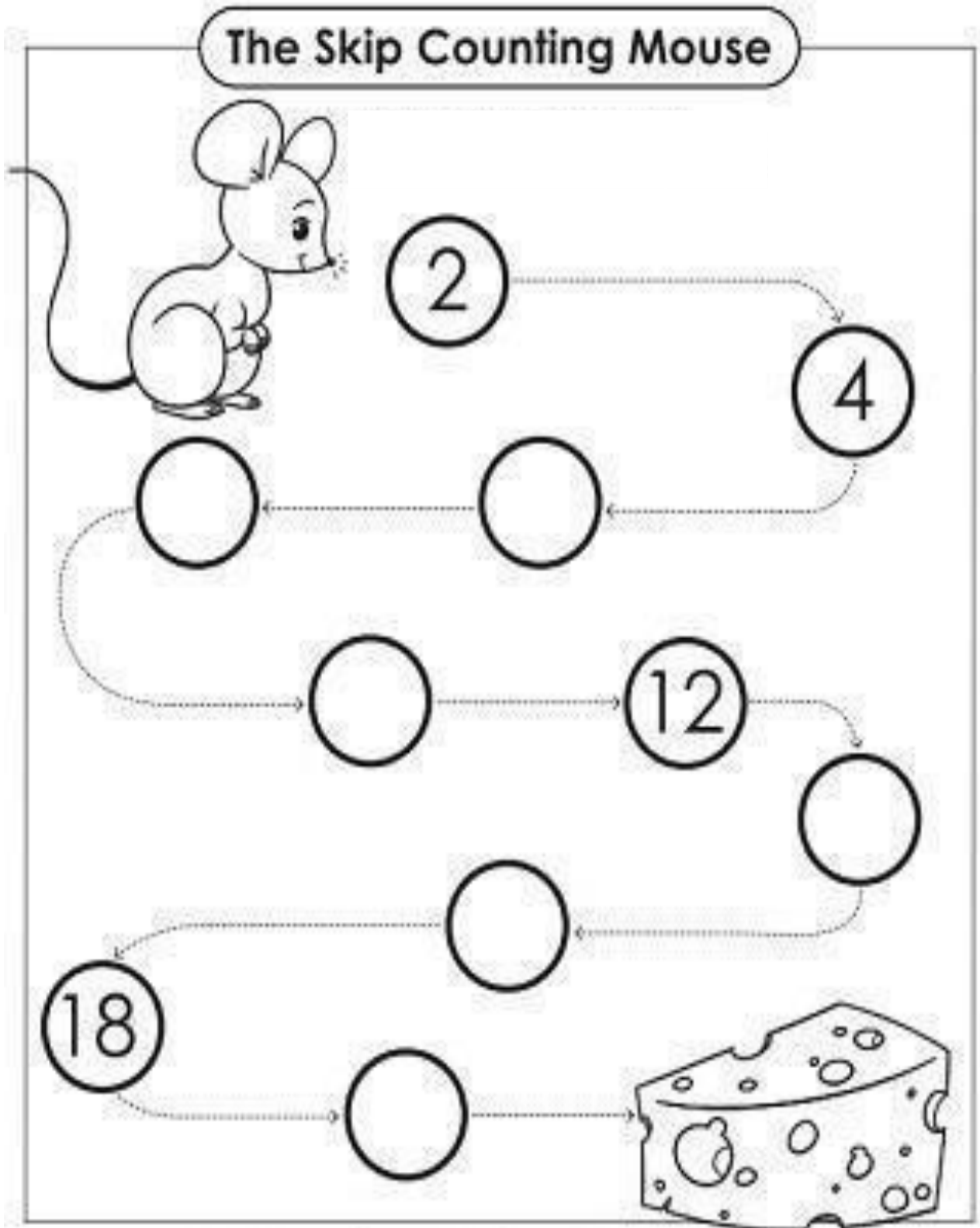
2) _____

दिनांक - _____

अध्यापक हस्ताक्षर - _____

NUMERACY
Sheet -1
TOPIC – SKIP COUNTING

NAME - _____ CLASS - _____ Roll No - _____



Date: _____

TEACHER'S SIGN. - _____

NUMERACY

Sheet -2

TOPIC – BEFORE/AFTER/BETWEEN

NAME - _____ CLASS - _____ Roll No - _____

Before

____8

____17


____12

____1

____20

____44

____65



Between

1____3

20____22

8____10

14____16

31____33

19____21

11____13



After

6____

13____

29____

34____

17____

42____

39____



Date: _____

TEACHER'S SIGN. - _____

NUMERACY

Sheet -3

TOPIC – PUT THE SIGN (>/</=)

NAME - _____ CLASS - _____ Roll No - _____

25 19

33 48

57 11

42 42

15 79

29 46

18 17

51 39

43 48

68 11

26 62

34 34

39 72

18 27

48 48

79 38

67 33

49 26

91 19

84 84

26 29

Date: _____

TEACHER'S SIGN. - _____

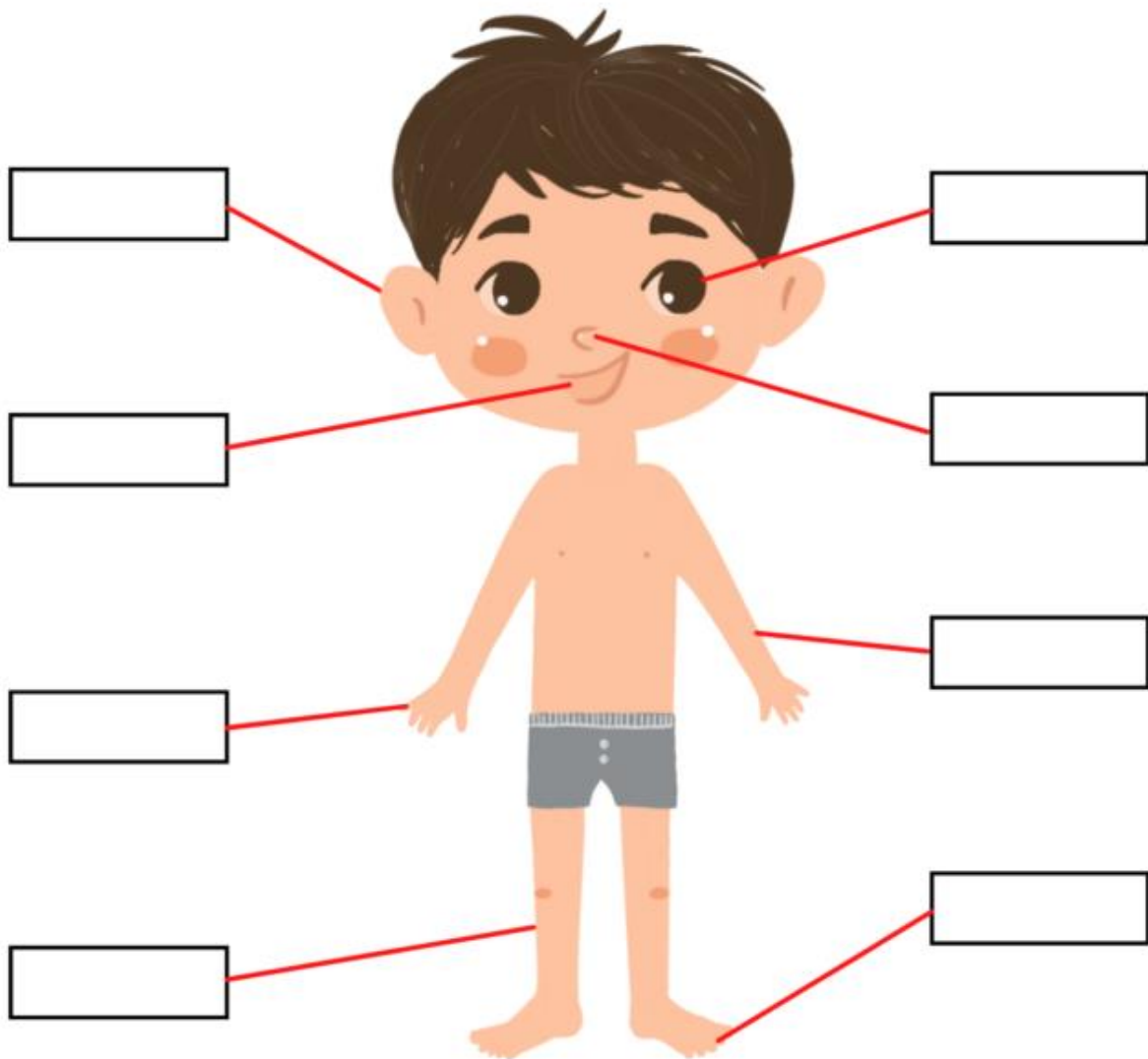
THE WORLD AROUND US

TOPIC- BODY PARTS

Name-_____Class-_____Roll No: _____

Q. Label the body parts with the help of the words given below.

mouth	ear	leg	nose
eye	hand	arm	foot



Date-_____

Teacher's sign-_____