



N.K. Bagrodia Public School

Ahinsa Marg, Sector 9, Rohini, Delhi – 110085

Session: 2025-26

Holiday Homework

CLASS IV

summer break



Dear Parents

Summer vacation is a time for joy, relaxation and making cherished memories. It also presents a valuable opportunity to reinforce learning and ensure that students remain connected to their academic journey.

To support this, the school has thoughtfully designed holiday homework that is both engaging and educational. These activities aim to strengthen previously acquired skills while encouraging curiosity and creativity. We believe that learning should always be a joyful experience and our assignments reflect this philosophy.



The homework is interdisciplinary in nature, integrating various subjects to help students make meaningful connections and deepen their understanding of the curriculum. This approach not only enhances academic growth but also fosters critical thinking.

We kindly request your support in supervising your child's work during the holidays. Your guidance can play a pivotal role in instilling a sense of responsibility and building a strong foundation for their educational future. The time and effort invested now will yield long-term benefits as your child progresses through school.

Let us remember: "Persistence is important in every endeavour." Together, let's make this summer a time of meaningful learning and personal growth.

**Thanks and regards
NKBPS Team, Rohini**



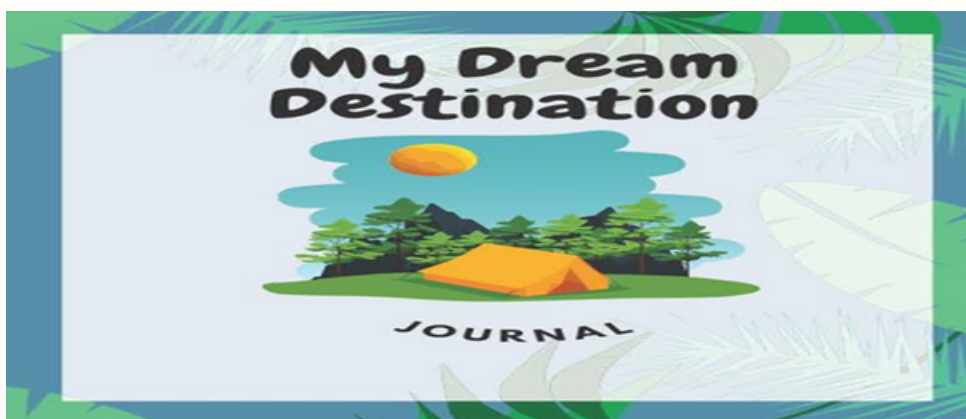


Summer is here! It's the perfect time to explore the world around you, unleash your creativity, and have fun while learning.

Make a scrapbook to record your summer adventures in a fun and creative way !

1. My Dream Summer Destination

Imagine you could visit any place in the world. Write a short travelogue about that place. Draw or paste pictures of the destination. Use adjectives to describe the place.



2. Story Time

Take any classic fairy tale (like Cinderella, Heidi or Little Red Riding Hood), Write the character sketch of your favourite character from the story. Add colourful illustrations to make it more lively.



3. A Rhyming Delight

Write a 4-line rhyming poem about summer or nature.

Draw and colour a picture to go with it.

Example:

The sun shines bright, the sky is blue,

The flowers bloom with colours new.

The birds chirp and dance with glee,

Oh, what a wonderful sight to see!



4. Word Power Task

Pick up two new words from the dictionary every day. Write their synonyms and frame meaningful sentences using each word.





5. Imagine and Create – If I Had a Magic Wand...

Write about what you would do if you had a magic wand for a day.

Start with: "If I had a magic wand, I would..."

6. Revise entire work done in the class.

LEARNING OUTCOMES

The students will be able to :

***Enhance Reading Skills which will Improve vocabulary, comprehension and fluency .**

***Develop better writing skills, sentence structure, grammar, and creativity through writing exercises.**

***Strengthen knowledge of parts of the speech, tenses, and sentence formation.**

***Think critically and express ideas innovatively.**

***Learn independently, inculcate a sense of self-discipline, responsibility and time management.**

***Revise previously learned concepts for long-term retention.**



निम्नलिखित कार्य एक पतली कॉपी में कीजिए।

1. बीस पृष्ठ सुलेख लिखिए।
2. १ से १०० तक गिनती अंकों एवं शब्दों में लिखिए।



3. 'व्याकरण भारती पुस्तक' में से पृष्ठ संख्या-99 पर दिए गए चित्र का वर्णन अपने शब्दों में कीजिए।

4. फ़सल से संबंधित विभिन्न राज्यों के त्योहारों का A4 साइज शीट पर एक कोलाज बनाइए।



5. देश भक्ति से संबंधित कविताएँ पढ़ें और जो कविता आपको सबसे अच्छी लगे उसे हाव-भाव सहित याद कीजिए।

6. इंटरनेट की सहायता से 'समय के महत्त्व' से संबंधित कोई दो सुविचार सुंदर शब्दों में A4 साइज रंगीन शीट पर लिखिए।

7. डॉ ए.पी.जे अब्दुल कलाम की सूक्तियाँ उनके चित्र सहित एकत्रित करके A4 साइज रंगीन शीट पर लिखिए।

8. निम्नलिखित विषयों पर अपने अनुक्रमांक के अनुसार फ्लैश कार्ड बनाइए। (फ्लैश कार्ड चित्रात्मक होना अनिवार्य है।)

अनुक्रमांक (रोल नंबर)

रोल नंबर 1 से 15 समूहवाची शब्द

रोल नंबर 16 से 30 श्रुतिसम भिन्नार्थक शब्द

रोल नंबर 31 से 45 मुहावरे

**नोट-यह सभी कार्य आपको अपने नाम सहित
एक फोल्डर में एकत्रित करके कक्षा में जमा
करवाना है।**

सीखने के प्रतिफल (लर्निंग आउटकम)

१. रचनात्मकता एवं कल्पना शक्ति का विकास होगा।

२. समस्या समाधान में सक्षम होंगे।

३. विषय एकीकरण एवं कला एकीकरण के कार्य
करने में सक्षम होंगे।


MATHEMATICS

"The only way to learn Mathematics is to do Mathematics."


Instructions:

1. Do the work in a scrap file.
2. Make it attractive and colourful.

Q1) Anvika goes for shopping. Calculate how much money does she has in her purse when she returns home?



₹ 1000 in her purse



She withdraws ₹ 500 from bank and puts in her purse.



She spends ₹ 350 on medicines.



She buys vegetables for ₹ 275.

Q2) Study and answer the questions given below:

Naina went to a departmental store and bought a few items. The items were priced as shown.



Soap: ₹ 30



Towel: ₹ 100



Toothbrush: ₹20



Shampoo: ₹70



Bucket: ₹ 75



Mug: ₹ 35

a. What is the total cost of 2 soaps and 2 shampoos?

b. What is the total cost of a bucket, a mug, and a towel?

c. How much does Naina earn if she sells the brush to a friend for Rs.25?

d. If Naina wants to donate one piece of each item to an orphanage, how much will she spend in purchasing these items?

Q3) Observe the traffic signs and draw any 6 of them.

Identify the shapes these are drawn in.



Q4) Measurement

Collect information and paste pictures of the following:

a. Lightest bird

b. Heaviest bird

c. Lightest animal

d. Heaviest animal

e. Highest mountain

f. Longest river

Q5) Complete the Dodging Tables:

$8 \times 7 = \underline{\quad}$	$6 \times 8 = \underline{\quad}$	$9 \times 3 = \underline{\quad}$
$11 \times 4 = \underline{\quad}$	$5 \times 12 = \underline{\quad}$	$6 \times 7 = \underline{\quad}$
$9 \times 12 = \underline{\quad}$	$7 \times 4 = \underline{\quad}$	$12 \times 6 = \underline{\quad}$
$5 \times 9 = \underline{\quad}$	$8 \times 9 = \underline{\quad}$	$4 \times 10 = \underline{\quad}$
$7 \times 7 = \underline{\quad}$	$4 \times 4 = \underline{\quad}$	$6 \times 4 = \underline{\quad}$
$5 \times 4 = \underline{\quad}$	$11 \times 10 = \underline{\quad}$	$3 \times 3 = \underline{\quad}$
$7 \times 9 = \underline{\quad}$	$9 \times 8 = \underline{\quad}$	$8 \times 8 = \underline{\quad}$
$8 \times 3 = \underline{\quad}$	$5 \times 5 = \underline{\quad}$	$9 \times 9 = \underline{\quad}$
$12 \times 5 = \underline{\quad}$	$6 \times 7 = \underline{\quad}$	$7 \times 5 = \underline{\quad}$
$9 \times 4 = \underline{\quad}$	$7 \times 12 = \underline{\quad}$	$4 \times 8 = \underline{\quad}$

Q6) Fill these stars. Use numbers 1 – 9 and the rule is that the numbers in each row add up to 15.



LEARNING OUTCOMES

- To create and solve simple real-life situations/problems including money by using the four operations
- To construct and use multiplication facts (tables) of 2 to 12 in daily life situations
- To identify, classify, and describe shapes based on their properties
- To measure length and weight using appropriate units and apply their understanding to solve real-world measurement problems
- To recognize, create, and extend patterns and describe the rules governing these patterns



1. Revise entire work done in the class.

2. Following projects to be done according to the allotted roll numbers :-

1. Nature Exploration Journal (Roll no. 1-5)

- Go for a nature walk and observe different plants, birds, and insects.
- Draw or paste pictures of any five things you see and write a few lines about them.



2. Waste to Wonder – Creative Recycling (Roll no. 6-10)

- Use old newspapers, plastic bottles, or cardboard to create a useful item like a pen stand, flower pot, or organizer.



3. My Green Friend – A Planting Activity (Roll no. 11-15)

- Plant a small sapling in a pot or garden.
- Take care of it and note its growth weekly.
- Write how plants help us and why we should plant more trees.



4. Save the Earth – Poster Making(Roll no. 16-20)

- Make a colourful poster on “Ways to Keep the Earth Clean and Green.”
- Use old newspapers, eco-friendly colours, and recycled materials.



5. My Eco-Friendly Bag(Roll no. 21-25)

- Decorate an old cloth bag with eco-friendly colors and designs.
- Write a slogan on “Say No to Plastic Bags.”



6. Kitchen Gardening(Roll no.26-30)

- Grow coriander, mint, or a small vegetable plant at home.
- Take pictures at different stages of growth and describe your experience.



7. Wildlife Protection Poster (Roll no.31-35)

- Create a poster on “Save Endangered Animals”
- Draw/paste pictures of 3 endangered animals and write one fact about each.



8. Reuse Old T-Shirts (Roll no.36-40)

- Convert an old T-shirt into a cloth bag, pillow cover, or cleaning cloth.
- Write about why reusing old clothes is good for the environment.



9. Local Plants and Trees Report(Roll no.41-45)

- Find 5 different trees or plants in your neighborhood.
- Write their names, benefits, and how they are used.

LEARNING OUTCOMES

*To instill a sense of responsibility towards the environment.

*To develop research skills and enhance knowledge.

*To promote critical thinking in analysing environmental problems and potential solution.

To foster a deeper sense with surroundings.



Picture shared are for reference only.



COMPUTER

Q. Draw and colour the various types of storage devices and mention their capacity on an A4 size sheet.

Q. Revise Chapter – 2 (MS WORD 2021) along with its features.



- **CREATE 10 ATTRACTIVE BORDERS OF IDENTICAL PATTERN SIZE - 3 inches × 33 inches.**
- **DECORATE AN EARTHEN OR CERAMIC POT BY PLANTING A SMALL SAPLING IN IT TO HELP MAKE OUR SCHOOL GREENER.**