
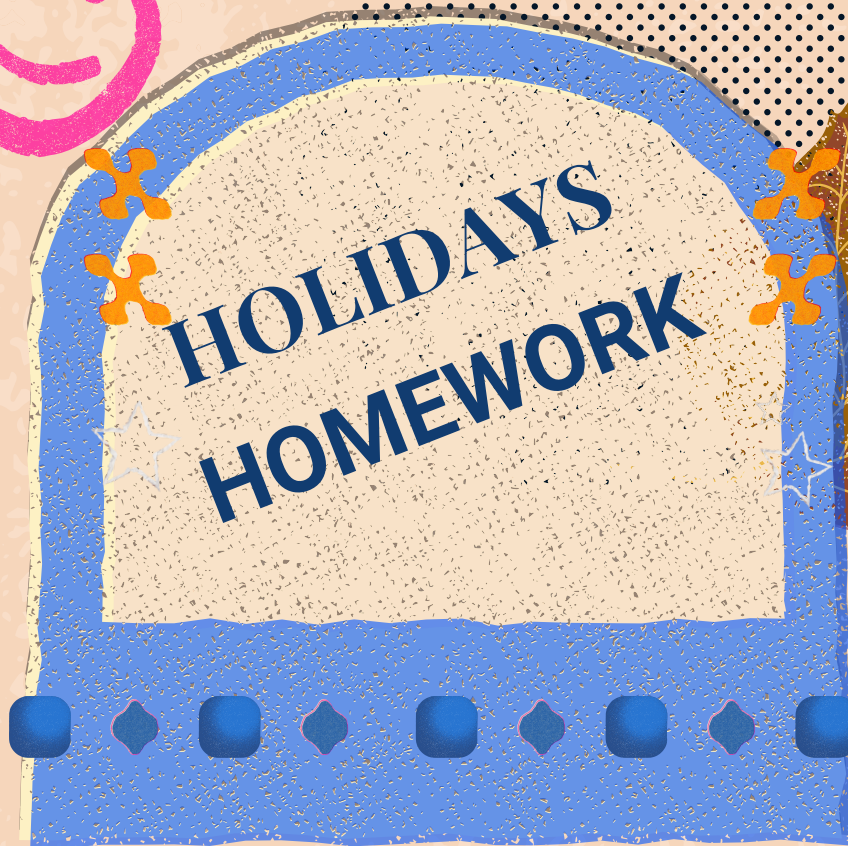


N.K.BAGRODIA PUBLIC SCHOOL
SECTOR-IX, ROHINI, DELHI-110085

SESSION 2025-26

CLASS-V





"SUMMER
IS THE
PERFECT TIME
TO RESET AND
RECHARGE."

Summer holidays offer a precious opportunity for relaxation, exploration, and personal development. While the allure of leisure may beckon, it is equally important to maintain a sense of purpose and continuity in our pursuit of knowledge.

With this in mind, we are delighted to present to you the summer holiday homework assignments designed specifically for Class 5 students. These tasks have been carefully curated to foster creativity, critical thinking, and independent learning.

Whether it's delving into the pages of a captivating book, exploring the wonders of nature, honing artistic talents, or diving into the realm of numbers, there is boundless potential for growth and enrichment.

Parents and guardians, we encourage you to support and motivate your children in completing these assignments. Your involvement plays a crucial role in nurturing a love for learning and instilling a sense of responsibility and discipline. Together, let us create an environment where curiosity thrives, and learning knows no bounds.

As we look forward to the adventures that await us in the coming months, let us remember to cherish the simple pleasures of summer – the laughter of friends, the warmth of the sun, and the beauty of the natural world. May this holiday season be filled with joy, discovery, and unforgettable memories.

Wishing you all a joyful and enriching summer break!



1. Transcribe a page of cursive writing on a daily basis.

2. Story Fusion

Read the dialogue below.

Expand it into a story by describing the setting, characters, names, actions, and emotions.

Example Dialogue:

Character 1: “We’re lost. Admit it!”

Character 2: “We’re not lost. I just need a moment to figure this out.”

Character 1: “You’ve been saying that for an hour! We’re in trouble .”

Character 2: “Calm down. We’ll find a way out.”

To be submitted on an A4-size sheet

3. Design a grammar game as per the designated roll numbers.

Roll no 1 to 7- Types of Sentences/Subject and Predicate

Roll no 8 to 15 - Nouns

Roll no 16 to 22- Prepositions

Roll no 23 to 30- Conjunctions

Roll no 31 to 37- Simple Tense/ Continuous Tense

Roll no 38 above- Adverbs

4. Reviewing the ‘World Between Pages’



Read a novel of your choice. Write a review on an A4 size sheet about the story.

Suggested books

- **The Tale of the Missing Mangoes by Ruskin Bond**
- **The Room on the Roof by Ruskin Bond**
- **Malgudi Days by R.K. Narayany**
- **The Adventures of Tom Sawyer by Mark Twain**

5. Headline Hunt

- **Collect newspapers for a week and cut out interesting headlines.**
- **Create a scrap book or collage with the headlines.**
- **Write a short summary of each article.**





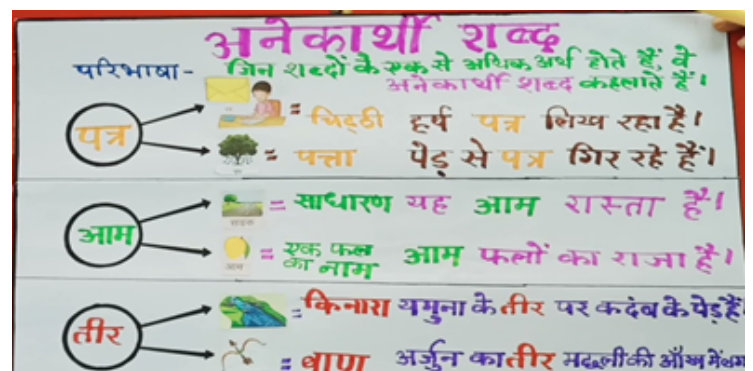
- 1-बीस पृष्ठ सुलेख लिखिए व 1से 100 तक गिनती शब्दों व अंकों में लिखिए।
- 2-समाचार पत्र में से चार चित्र काटकर उन्हें ए 4 आकार के पृष्ठ पर चिपकाकर चित्र वर्णन कीजिए।
- 3- हिंदी समाचार-पत्र को पढ़कर किसी एक महत्त्वपूर्ण समाचार या घटना (पर्यावरण संरक्षण, खेल घटना, विज्ञान खोज) को मनोरंजक तरीके से एक चित्र कथा के रूप में, रंगीन एवं आकर्षक चित्रों के माध्यम से प्रस्तुत कीजिए ।



4-अपने मित्र के साथ स्वच्छता के प्रति जागरूकता फैलाने की चर्चा करते हुए 6-7 संवाद लिखिए।



5- निम्नलिखित विषयों पर दो फ्लैश कार्ड (ए-4साइज़ कार्ड पर) बनाइए। फ्लैश कार्ड चित्रात्मक होना अनिवार्य है।



*क्रिया भेद(सकर्मक-अकर्मक)

*विशेषण-विशेष्य

*अनेकार्थक शब्द

6-'सुनो कहानी' की कहानियों को पढ़िए एवं किसी एक कहानी के पात्रों की कठपुतलियाँ बनाइए एवं अवकाश के बाद कक्षा में हाव -भाव सहित सुनाने के लिए कहानी कंठस्थ कीजिए।



7- परियोजना कार्य अनुक्रमांक के अनुसार दिए गए कार्य को ए 3 आकार के पृष्ठ पर सुंदर व सुसज्जित रूप में कीजिए-

अनुक्रमांक 1 से 15- कल्पना रचनात्मक सोच की नींव है और हमारी दुनिया को नया रूप और आकार देने की हमारी क्षमता का एक महत्वपूर्ण कारक है। अपनी इसी क्षमता का उपयोग करते हुए किसी भी काल्पनिक वस्तु/स्थान (जादुई कलम, उड़ने वाली घड़ी) का चित्रात्मक विज्ञापन बनाइए। विज्ञापन के लिए एक आकर्षक नारा भी लिखिए।

अनुक्रमांक 16 से 30- पर्यावरण की सुरक्षा और संरक्षण के लिए विश्व पर्यावरण दिवस 5 जून को मनाया जाता है। हमारे ग्रह और पर्यावरण का भविष्य हमारे हाथ में है। पर्यावरण के प्रति जागरूकता पैदा करने एवं पर्यावरण की समस्याओं का समाधान को दर्शाते हुए 'पर्यावरण संरक्षण' पर एक आकर्षक पोस्टर बनाकर एक प्रेरणादायक नारा भी लिखिए।

अनुक्रमांक 31 से 45- भारत की महिलाओं ने पुरुषों के साथ कंधे से कंधा मिलाकर भारत को बुलंदी की चरम सीमा पर पहुँचा दिया है। आज वे डॉक्टर ,इंजीनियर ,वैज्ञानिक ,अंतरिक्ष यात्री आदि बनकर विभिन्न क्षेत्रों में प्रसिद्ध हो गई हैं। भारत की इन सफल नारियों का एक कोलाज बनाइए।

नोट- प्रश्न 1 व 4 एक कम पृष्ठों वाली या पिछले वर्ष की कॉपियों के बचे पृष्ठों से बनाई कॉपी में कीजिए।


सीखने के प्रतिफल (लर्निंग आउटकम)

१.सृजनात्मकता,रचनात्मकता एवं कल्पना शक्ति का विकास होगा।

२.संचार -कौशल व पेशीय कौशल में प्रवीण होंगे ।

३.विषय एकीकरण एवं कला एकीकरण के कार्य करने में सक्षम होंगे ।

४. समलोचनात्मकता चिंतन और संप्रेषणात्मकता विकसित होगी ।

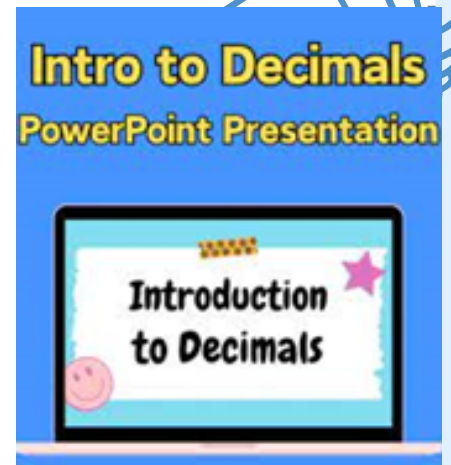


- 1) Learn multiplication tables till 18.
- 2) Practice Ch.1 (Place Value) and Ch.2 (The Four Operations).
- 3) Do mental maths pages related to Chapter-1 and 2 (in Mental Maths Book).
- 4) Learn to solve Sudoku Puzzle. Start with the Beginner's Level. Solve these two puzzles and paste them in your Maths notebook.

	3	4	
4			2
1			3
	2	1	


4					5
			3		
		2		6	
	1		5		
		4			
1					2

5) CAL (Computer Aided Learning) : Prepare a PDF or a PPT on any Maths topic of your book. Save it in a pen drive and be ready to present it in the class. You may do this activity either individually or collaborate with a classmate.



6) Project Work (5 Marks)

- Roll No. 1-6 (Number Popsicles from 0 to 9)



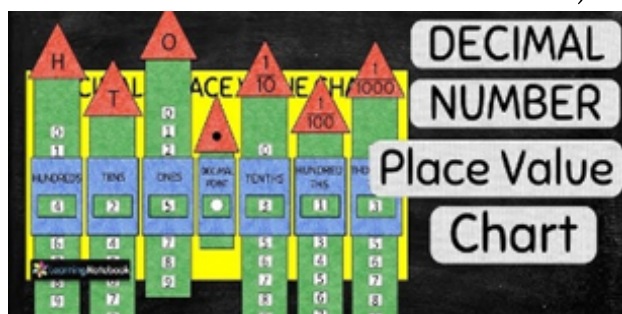
- Roll No. 7-12 (Indian Place Value Working Model 9 places : Ones to Ten Crores)



- Roll No. 13-18 (International Place Value Working Model 9 places: Ones to Hundred Millions)



- Roll No. 19-24 (Decimal Place Value Working Model : Thousandths to Hundreds)



- Roll No. 25-30 (Fraction Album Whole to One-Tenths)



- Roll No. 31-36 (Types of Angles Working Model)



- Roll No. 37 onwards (Any one Measurement Working Model)





1. Revise the work done so far. Do written revision in the practice register. Be sure to read aloud the chapters from the textbook. Learn the meanings of new terms and practice their spellings from the chapters already covered.


2. Fantastic Plastic Bottle Zoo

Upcycle the used plastic bottles to create adorable and even scary animals as per your Roll number. The idea is to re-purpose plastic bottles into useful decorative items using old newspapers, colour paper, cardboard, bottle caps, buttons etc. to transform your living space .Take care of your hygiene. Enjoy!

Roll no. 1-15 Terrestrial habitat includes animals living in forests, grasslands, deserts, mountain ranges and coastal regions

Roll no. 16-30 Aquatic habitat includes animals living in freshwater and marine environments

Roll no. 30-45 Aerial animals include animals that are air- based



(Note-The pictures shown above are for reference purpose only and should not be replicated)

3. Picture Poster



Prepare a colourful picture poster showing the process, procedure and principle behind the topics assigned according to your Roll no. Please note that the reference images are for guidance purposes only and should not be replicated.

Roll no. 1-10 Characteristics of living organisms

Roll no.11-20 Setup of democratic system of government

Roll no.21-30 Deficiency diseases – causes and effects

Roll no.31- 40 Rainwater harvesting



Roll no. 41- 45 Food web

The learning outcomes are :

The student-

- Makes posters to explain the processes, procedures and principles related to concepts through pictures in a flowchart.
- Prepares models to suggest Reuse and Recycle for a more efficient waste management.
- Uses his head, hand and heart to acquire skills and attributes for the 21st century.
- Appreciates the efforts of self in preparing useful learning aids to promote learning through the senses.







COMPUTER

Make a project file on India's First Super Computer on 3-4 A4 size sheets and put them in a folder.

- **Give title 'India First Super Computer'**
- **Write its name with Bold and Coloured letters.**
- **Paste its Picture**
- **Who invented India's First Super Computer?**
- **Write the name of inventor and paste their picture also**
- **Write five lines about India's first super computer.**



1. Make 10 beautiful borders of same pattern.
Size - 3 inch×33 inch
2. Make a beautiful Traditional painting on A-3 size sheet.