



N.K BAGRODIA PUBLIC SCHOOL
AHINSA MARG, SEC-9, ROHINI DELHI



Dear Parents,

Keep your child's brain active over break without them knowing they're doing "homework."

Summer vacation is every child's favourite time of the year as they can do all the things they enjoy during these days. Children get a chance to learn new hobbies and spend more time with their friends.

Embracing the cheerful news of summer break, to keep the students busy and channelise their energy in proper direction, assignments of all subjects have been designed for students. Facilitate your ward to attempt the assignments creatively and independently as it will help them to elevate their skills and spend their vacation ingeniously. Let your children explore the world through their favourite books/stories and share them with their siblings /parents /grandparents. Students must visit various places and explore the exquisite world around them.

Enjoy your vacation !!!





N.K. BAGRODIA PUBLIC SCHOOL



Read any one story from the list given below. (You can even listen to the story by following the link!).

LANGUAGE 1

1. Reading Activity

Krishna Leela

Panchtantra

Tenali Raman




Kindly note that each task given below is to be done on a separate A4 size sheet. After completing all the tasks, put all the sheets neatly in a handmade folder.

- Write the title of the story beautifully.
- Write the names of the characters of the story and one adjective describing each character on the same sheet.
- Make a beautiful bookmark, either drawing your favourite character from the story or writing a quotation from the story.

2. Writing Practice

- Do one page of cursive writing daily in Cursive writing book.
- Write a new word daily with its meaning. Also frame one sentence using the word.

(To be done in a thin English notebook)



3. Picture Cards

Make picture cards (size 7"×7") of stories from your course book(maximum six cards) with moral as per your roll numbers.

ROLL NO.	TOPIC
1 - 2	The Wind and The Sun
3 - 4	The Two Goats
5 - 6	The Jungle Tale
7 - 8	Nails in the Fence
9 -10	Jack and The Beanstalk



4. Hanging Placards

Make hanging placards on the given grammar topics as per your roll numbers

ROLL NO.	TOPIC
11-12	Nouns
13- 14	Action Words
15-16	Describing Words
17-18	Articles
19-20	Position Words



5. Spellathon

Use the word bank to fill in the word boxes below. Once the boxes are filled out, write the word on the line below.

□□□□

□□□□

□□□

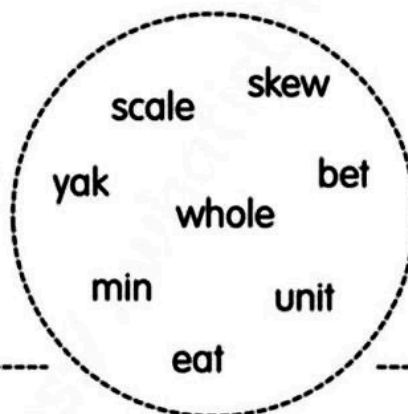
□□□

□□□

□□□

□□□□

□□□□



language 2

1. करवाए गए पाठों को निरंतर पढ़ें व कॉपी में लिखवाए गए अभ्यास लिखकर याद करें।

2. मेरा हरा मित्र (पौधा गतिविधि)

किसी पुराने डिब्बे या बोतल में एक पौधा लगाएँ।

उस पौधे को एक प्यारा-सा नाम दें और गमले को सजाएँ।

एक सप्ताह तक पौधे की देखभाल करें और एक छोटा सा "पौधा डायरी" बनाएँ –


उसमें चित्र या फोटो के साथ लिखें: कब पानी दिया? पौधे में क्या बदलाव दिखे?



3. मोती मेरे अक्षर सुलेख अभ्यास पुस्तक में पृष्ठ 1 से 20 तक पूरा करें।


4. दिए गए अनुक्रमांक (रोल नं०) के अनुसार बताए गए व्याकरण विषयों पर एक आकर्षक मेज़ की चटाई (टेबल मैट) बनाएँ ।

अनुक्रमांक	विषय
20-25	संज्ञा
26-30	विशेषण
31-35	समान अर्थ वाले शब्द
36-40	वचन बदलो
41-45	संयुक्ताक्षर शब्द






LEARNING OUTCOMES



Students will be able to identify the main characters, settings and events of the story.




Students will be able to explain, identify and effectively use different parts of speech in sentence composition.




Students will enhance their vocabulary, imagination and creativity.


सीखने के परिणाम




पहेलियों को हल करने के लिए बच्चे अपनी श्रेणीबद्ध और तात्कालिक सोच का उपयोग करेंगे ।



बच्चों की भाषा और शब्दावली में वृद्धि होगी क्योंकि वे नए शब्दों को रचना व गढ़ना सीखेंगे ।



हाथ और उंगलियों के मुख पुतलों बनाने से बच्चे सामाजिक और भाषाई कौशल का विकास होगा क्योंकि वे कहानियों को लेकर आपस में बात करेंगे ।



पहेलियों को हल करने के लिए बच्चों को सही और गलत के बीच अंतर का अनुमान लगाने की क्षमता विकसित होगी ।



Numeracy.

ACTIVITY SHEET 1



NOTE : Do the following questions on A4 size sheets in a presentable manner:

Q1. Complete:

a) Number name of

152 - _____

183 - _____

121 - _____

147 - _____

b) Complete the table:

114	$100 + 10 + 4$
526	
243	
818	
118	

c) Write short forms

$100 + 20 + 7 =$ _____

$100 + 50 + 2 =$ _____

$100 + 00 + 8 =$ _____

d) One hundred twenty-eight will be written as _____.

e) Solve the following:

$$\begin{array}{r} 17 \\ - 3 \\ \hline \end{array}$$

$$\begin{array}{r} 22 \\ - 3 \\ \hline \end{array}$$

$$\begin{array}{r} 43 \\ + 98 \\ \hline \end{array}$$

$$\begin{array}{r} 25 \\ - 24 \\ \hline \end{array}$$

$$\begin{array}{r} 78 \\ + 48 \\ \hline \end{array}$$

ACTIVITY SHEET 2

f) Arrange the following:

Arrange the numbers in ascending order.

745	820	615	509
<input type="text"/>	<input type="text"/>	<input type="text"/>	<input type="text"/>
303	128	491	212
<input type="text"/>	<input type="text"/>	<input type="text"/>	<input type="text"/>
837	528	684	769
<input type="text"/>	<input type="text"/>	<input type="text"/>	<input type="text"/>

Arrange the numbers in descending order.

358	705	156	254
<input type="text"/>	<input type="text"/>	<input type="text"/>	<input type="text"/>
112	429	368	639
<input type="text"/>	<input type="text"/>	<input type="text"/>	<input type="text"/>
645	135	463	537
<input type="text"/>	<input type="text"/>	<input type="text"/>	<input type="text"/>

ACTIVITY SHEET 3

g. Look at the fruits shown below. Fill in the blanks with the correct answers.



apple



banana



pineapple



orange



watermelon

- (a) The _____ is fourth from the right.
- (b) The _____ is second from the left.
- (c) The watermelon is first from the _____.
- (d) The apple is first from the _____.
- (e) What is the third fruit from the right? _____
- (f) What is the fourth fruit from the left? _____
- (g) What is the second fruit from the right? _____






Numeracy


LEARNING OUTCOMES



Students will be able to write numbers in digits and numbers names of Numbers Upto 200.




Students will be able to write expanded form of given 3 digit numbers.




Students will be able to solve addition and subtraction upto of two digit numbers with and without grouping.




Students will be able to write ordinal numbers up to 10.



Students will be able to arrange numbers in ascending and descending order.



Students will be able to learn tables from 2 to 5.



THE WORLD AROUND US

KNOW IT ALL SHEET

Create a know it all sheet according to your roll no. from the topics given below. Paste beautiful and lively pictures and write related information on this sheet in a creative manner.


Roll No.	Topic
1 - 5	Types and importance of family
6 -10	Types and traits of different seasons
11 -15	Types of animals based on their living and eating habits
16 -20	Types and parts of plants
21 -25	Types of animals based on their habitat
26 - 30	Use of air and water
31 - 35	Road Safety Signs and Rules
36 -40	Junk food vs healthy food
40 onwards	Neighborhood Services

Note :-


* Use A-3 size ivory sheet for the above Project Work.




LEARNING OUTCOMES





Students will be able to identify and describe basic features of animals, plants, and seasons through hands-on craft activities, enhancing their observation and comprehension skills.



By cutting, pasting, coloring, and assembling craft items, students will improve their creativity, hand-eye coordination, and fine motor skills in a fun and engaging way.



Craft activities help students build a personal and emotional bond with nature, encouraging them to appreciate and care for the environment.



CREATIVE AND AESTHETIC SKILLS

Do the following Art Book pages-
-25,27,28,29,31 and 37.

Students will create simple craft items
inspired by bamboo, jute, and traditional
Northeastern masks to explore the rich
cultural and natural heritage of India.

Roll no 1 to 15 - Bamboo Craft

Roll No. 16 to 30 - Jute Craft

Roll No. 31 onwards - Northeastern masks (paper)



LEARNING OUTCOMES

It will enhance creativity and
imagination of students.



Technical and Mouse Skills

Using MS Paint draw a picture of your home, family or a rainbow.


Take a coloured printout of the same. Decorate it with an attractive border and laminate it.

ALSO EXPLORE TUX PAINT!



Picture shared is for reference only.





LEARNING OUTCOMES

➡ This will enhance creativity and imagination.

➡ This will improve their knowledge about more paint shapes tool .

