



N.K. BAGRODIA

PUBLIC SCHOOL, ROHINI

Affiliation No. 2730244, School ID 85245

SESSION 2025 - 2026

HOLIDAYS HOMEWORK CLASS 6

Fun, memorable, and
meaningful experiences

For more information, visit

WWW.NKBPSROHINI.COM



ENGLISH

1. Task: "Scroll of Honour – Celebrating a Literary Hero!"

Imagine you are a royal historian in a magical kingdom. Your task is to create a Scroll of Honour for a famous literary character who has inspired readers across the world. Choose one character from a book you love, and tell us why he/ she deserves to be honoured.

Cues to help you:

- Name and Origin: Who is your chosen character and which book is he/she from?
- Traits: What are his/her best qualities? (e.g. brave, kind, clever, loyal)
- Journey: What challenges did he/ she face?
- Memorable Moments: What makes this character unforgettable?
- Why does he/ she deserve the Scroll: What can we learn from that character?

Creative Tip: You can decorate your scroll with drawings, symbols, or even write in an old-style script to make it feel magical!

2. Task: "Voice Note Diary!"

Recall that one day that was really special to you. In 1 minute, describe what happened that day and why it was unforgettable. What made it stand out from the other days?



Cues:

- Focus on one main event or moment that made the day special.
- Describe the key details: Where were you? Who were you with? What did you do?
- Share your feelings: Why did this day make you feel happy or excited?
- Keep your description clear and interesting to fit within 1 minute!

HINDI

1. अंदमान- निकोबार द्वीप समूह, सिक्किम और दिल्ली की भाषा, रहन-सहन वेशभूषा का सचित्र तुलनात्मक वर्णन कीजिए।




2. अपने दादा- दादी या नाना -नानी से जानकारी प्राप्त कर एक औषधीय पौधा उगाइए और उसका चित्र चिपकाकर उसके लाभ लिखिए।



नोट: कार्य हिंदी उत्तर पुस्तिका में कीजिए।

MATHEMATICS

Q1) To make yourself healthy we need a balanced diet .A balanced diet contains key nutrients required for good health



Plan and draw your meal for a day. Express each serving in whole numbers use the internet to list down the essential nutrients you get from these items.

A sample is given for your reference add to find the total quantity of all these items

Q2) Do you know!

The Great Pyramid of Giza in Egypt is one of the wonders of world .Its square base is 279 m long ,its height is 175 m and its slant height is 224 m.

This is one of the interesting fact using enrichment of mathematics.

Write three interesting facts using enrichment of mathematics.

Q3) Looking at the different types of flowers , their colour pattern/ leaves/ arrangements try and recreate /rearrange the flowers or rearrange the geometrical shapes and draw a colourful pattern and record your observation



MATHEMATICS


Noted: Maths holidays homework to be done in Maths Lab File.

Q4) “The Math Kingdom Chronicles: Whole Numbers

Project Description:

Create an animated video storybook that incorporates whole numbers. Students can work in groups of 2 to 3 together to write, illustrate and animate the story.

Project Components:

- 1. Storybook Script:** Write a script that incorporates whole numbers in a creative way.
 - 2. Illustrations:** Create illustrations of the characters, settings, and scenes.
 - 3. Animation:** Animate the story using digital tools or traditional animation techniques and record the narration for the video storybook.
 - 4. Math Problems:** Incorporate math problems and challenges that require whole numbers to solve.
- 

SOCIAL SCIENCE

‘In diversity there is beauty and there is strength.’

Research and present the cultural diversity of India, highlighting different traditions, festivals, and customs.

Support the project with relevant pictures and information.

You can use colourful A4 sheets for the same (2-3).

Or

Research the sunrise and sunset times for your city/town for the next 15 days.

- * Create a table or graph to display the data.

- * Calculate the duration of daylight for each day.

- * Answer the following questions:

1. What is the earliest sunrise time?

2. What is the latest sunset time?

3. Which day has the longest daylight duration?

- * Write a short paragraph (50-100 words) describing any patterns or observations you notice in the sunrise and sunset times.

- * You can use colourful A4 sheets for the same (2-3).



GENERAL SCIENCE

Summer brings a great opportunity to learn science through fun, hands-on projects. In this holiday homework, you will complete two projects that explore chemistry (making a lemonade premix) and botany (leaf collection and observation). Each project will help you practice the scientific method—posing questions, gathering materials, following procedures, recording observations, and drawing conclusions.

Project 1: Homemade Lemonade Premix



Aim:

To formulate a balanced, shelf-stable lemonade premix and understand how solutes dissolve and affect taste.

Materials Needed:

- Fresh lemon juice (approx. $\frac{1}{2}$ cup)
- Granulated sugar (100 g)
- Citric acid powder (5 g) (optional, for extra tartness)
- Salt (pinch)
- Cold water (500 mL)
- Measuring spoons & cups
- Clean glass jar with tight lid
- Spoon for stirring
- Small funnel (optional)

Labels and marker



GENERAL SCIENCE

Procedure:

1. Formulation trial: In a measuring jug, mix 250 mL water with 100 g sugar. Stir until fully dissolved.
2. Add $\frac{1}{2}$ cup fresh lemon juice, a pinch of salt, and citric acid (if using). Stir well.
3. Taste a small sample. If too sweet, add up to 5 g more citric acid; if too tart, add 1–2 tsp sugar. Record any changes.
4. Once satisfied, use the funnel to pour your mix into the clean jar. Seal tightly.
5. Label your jar with “Lemonade Premix,” date prepared, and recommended dilution ratio (e.g., 1 part premix to 3 parts water).

Observations & Data:


- Record how fast each ingredient dissolved (e.g., sugar in 30 s of stirring).
- Note taste adjustments: how much citric acid or sugar you added.
- After 1 day refrigerated, observe whether any undissolved solids settled or if flavor changed.

Write 3–4 sentences summarizing which formulation gave the best balance of sweetness and tartness, and reflect on how solute concentration affects taste.

Project 2: Leaf Collection & Observation

Aim:

To explore leaf diversity, learn about leaf morphology, and practice specimen preservation.



GENERAL SCIENCE

Materials Needed:

- Collection bag or envelope
- Newspaper or blotting paper
- Heavy books or leaf-press (optional)
- A3 scrap file or thick scrapbook
- Glue or clear tape
- Ruler
- Notebook and pen
- (Optional) Magnifying glass



Procedure:

1. Collecting Leaves: Go outdoors (garden, park, school compound) and gently pick 10–12 different leaves. Choose variations in size, shape, margin, and venation.

2. Pressing & Drying:

- Place each leaf flat between sheets of newspaper.
- Stack heavy books on top (or use a leaf press).
- Change the newspaper every 2 days until leaves are completely dry (about 1–2 weeks).

3. Mounting Specimens:

- On an A3 scrap-file page, arrange 3–4 leaves with space for labels.
- Secure each leaf with small strips of clear tape or glue only the stem base.

4. Labelling & Sketching:

○ For each leaf, write:

- ☐ Common name (if known) or “Leaf 1,” “Leaf 2,” etc.
- ☐ Date & location collected.
- ☐ Leaf shape (e.g., ovate, lanceolate).
- ☐ Margin type (e.g., serrated, entire).
- ☐ Venation pattern (e.g., pinnate, palmate).



GENERAL SCIENCE

○ Sketch a close-up of one leaf's margin and one leaf's venation in your notebook, labeling all parts.

Observations & Data:

- Note differences in color, texture, thickness, and any special features (e.g., hair, glands).
- Which leaf dried fastest? Which retained its color best?

Questions to Answer:

1. How do different venation patterns help a plant's survival?
2. Why might some leaves have serrated margins while others are smooth?
3. How does leaf thickness relate to the plant's habitat (sunny vs. shady)?


Conclusion:

In 4–5 sentences, compare two contrasting leaves from your collection, explaining how their features reflect adaptations to their environments.

Submission Checklist:

- Introduction written and understood.
- Project 1: Premix jar labeled + short report with observations & answers.
- Project 2: Scrap file pages with at least 10 dried leaves, labels, sketches, and answers.

Enjoy your scientific exploration this summer! Have fun experimenting and discovering the natural world



SANSKRIT

1. 'अंडमान-निकोबार' द्वीपसमूहस्य पञ्च - समुद्रतट - नामानि लिखतु। यथा - राधानगर - समुद्रतटः आदयः । तत् - संबंधित - सुंदर - चित्रान् अपि दर्शयतु। (लेखन-पुस्तिकायां करोतु)

(Write 5 beaches name and paste the related pics also in Sanskrit Notebook.)

2. प्रथम - सावधि - परीक्षा - हेतुः पुनरावृत्तिं करोतु।

3. संस्कृतभाषायाः मौखिकं अभ्यासं करोतु



FRENCH

1. JEU DE RÔLE (ROLE PLAY)

Students Will make a dialogues on greeting and parting phrases with a partner in formal and informal conversation in French notebook.

2. AMÉLIOREZ LE VOCABULAIRE (BUILD THE VOCABULARY)

Learn the French vocabulary for different body parts and practice the same with a diagram in the French notebook (Lesson 1)

3. Complétez Leçon 1 et 2 du cahier d'exercices.

(Complete lesson 1 and 2 from cahier d'exercices)





ART

- 1) Make 10 beautiful borders of same pattern. Size of each border should be 6"×35".
- 2) Design a beautiful Mandala Art Painting on A3 size sheet.
- 3) Get a coloured printout on A-3 size sheet of a poster/drawing/painting on any educational topic ie. Reading, Learning, Books etc.



COMPUTER

Create a Presentation (3–5 slides) using MS PowerPoint or Google Slides

Slides Can Include:

1. What is Cyber Bullying?
2. Real-Life Examples
3. How It Feels
4. How to Stay Safe
5. A Positive Message or Quote
6. 🌟 Use transitions, bullet points, and images



H A P P Y
Holidays