
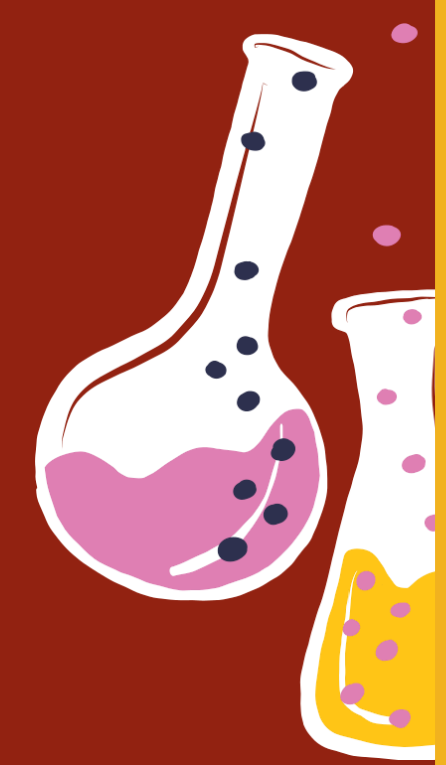





**N.K. BAGRODIA PUBLIC SCHOOL,
SECTOR-25, ROHINI**

**PRE-PRIMARY
(SESSION: 2023-24)**

**SUMMER
FUN
ASSIGNMENT**





Summertime

By Sarah - Little Learning Corner

Summertime, summertime,

Let's go out and play.

Time for fun, and lots of sun.

I love these kind of days!

Summertime, summertime,

Swimming to stay cool.

Pillow fights,

and late night bites.

An awesome break

from school!



happy
holidays!

Dear Parents,

Summer time is fun time, especially for kids as they have a long break from school. Let's utilize these days to make children learn with fun.

Activities have been designed to keep children involved, enhance their knowledge and develop their skills.

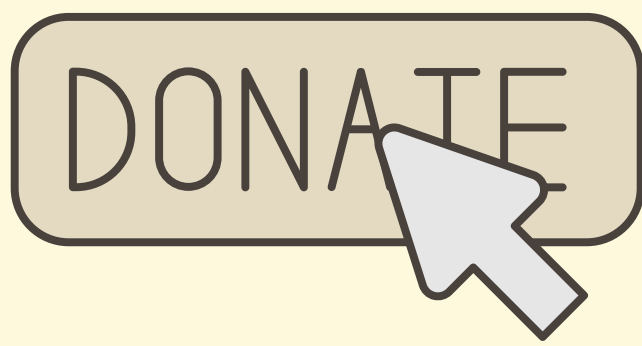
These activities are to be done under the guidance and supervision of parents. Let's make this a joint effort- by you as a parent and we as a school to achieve the targets. These are small ways & means which if incorporated in daily routine of children shall definitely help us achieve our aim.

Please Note:

Take a printout of the worksheets 1-14 and help the child to do them with your support.

Important Dates:


- **School closes for summer break on Saturday, 13.05.2023.**
- **School reopens after summer break for students on Monday, 03.07.2023.**



Be the Giver

Lending a helping hand can be the best thing a person can do for another. It can come in many shapes and forms from all kind people. Let's inculcate the habit of doing charity in some form. We never know how we might be able to help someone in need.


- Donate old toys, books, clothes to the needy.
- Used pencils, erasers, colours can also be donated.




Be the Cultured One

- Good manners reflect an innate sense of consideration for others and respect for self. Let's be the person to whom the others will look up to. There are small ways and means by which we can achieve the same viz.



-  Greeting all by saying Namaste with folded hands or by touching feet of our elders.
- Using thank you, sorry whenever required.
- Helping around the house by watering plants, serving water to guests, keeping things in proper place etc.




Be the Learned One (Knowledge).

- There is no end to learning, it's a life long process. Our brain has the capacity to learn limitless which makes every human a potential genius. Let our little ones acquire knowledge through various sources in different means.
- Knowing about our country.
- Knowing about PM/CM/President.
- Knowing about National Flower, National Animal, Bird, etc.
- The topics are endless. Pick up a topic each day and discuss its main components with your ward. Children will develop interest in this process and shall start asking why's and how's about the topic.



Be the Green Warrior



Warrior is a person who's ready to defend to fight & to serve. Our Earth requires all of us to be warriors. We all can contribute in small ways and thus help in reducing the burden on our Eco-system in some of the below


given ways:



- Plant trees
- Switch off electrical appliances (e.g. Light, fan) when not in use.
- Reduce usage of plastic bag & promote usage of cloth bags.
- Save water by reducing wastage, by closing taps when not in use etc.




Be the Healthier One





- Fitness is a state of health & well being and an ability to perform day to day activities. It comes through a balanced diet, physical exercises and a good rest. We can achieve the above by following a simple routine of:
- Taking a daily walk
- Including some Yoga exercises (e.g. Pranayama) in our daily exercise routine.
- Eating home cooked food only and not eating junk food items.
- Keeping self clean by maintaining personal hygiene.





Prepare a magic plastic box. The box should contain below mentioned items. Kindly send the same along with the Holiday Homework to school on 10.07.2023.


- Crystal stickers - 2 packets
- Stickers - Flowers, alphabets (small, capital) & numbers (made of glittered foam sheet - 1 packet each (big size)
- Bindis - 1 packet each (black and coloured (medium size))
- Craft pipe - 1 pack
- Glitter tape (broad) - 1
- Coloured pom-poms (small size) - 1 packet
- Send a Dream Catcher made with different craft material



Worksheet-1

LANGUAGE DEVELOPMENT (ENGLISH)

Recognise the letter and circle the correct image.


P PIZZA			
D DOLL			
K KID			
N NOSE			



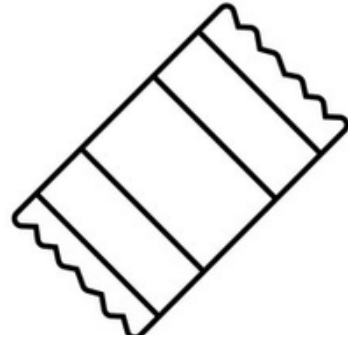
Learning outcome-recognition of letters and enhancing vocabulary.

Worksheet-2


Instructions: Look at the picture in each box. Unscramble the letters to form a word that matches the picture. Write the word on the line.



gba




tma



apn



tah




nav



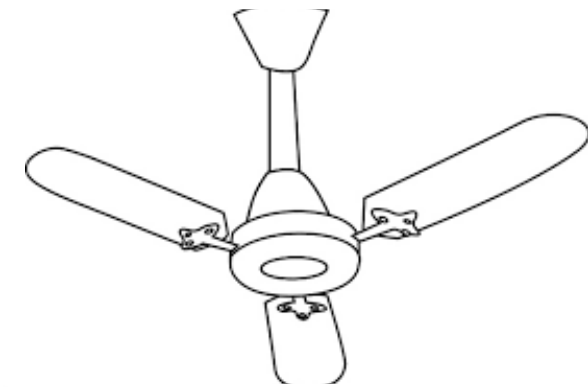
amj



tca



dpa




anf

Learning Outcome: Enriching reading abilities

AESTHETIC DEVELOPMENT

Help your child to create something unique by using paper plate and other decorative material which will help to enhance and showcase their creative skills. Don't forget to bring your creation to school after the vacation.





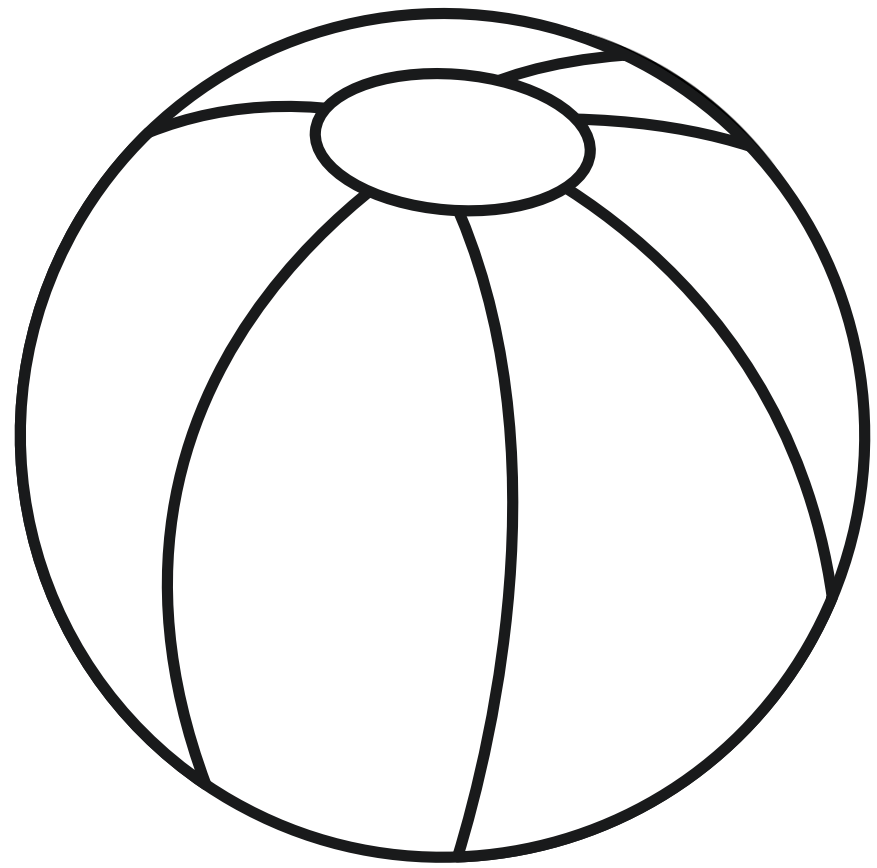

Some examples are given below for your reference.



Worksheet-3

Use your vivid imagination and give these circles a meaning.

E.g.



Learning Outcome: Child will use his/her imagination and creativity

Worksheet-4

Draw/Paste pictures in the given birthday bag - the things that you want on your birthday.




Learning Outcome: Child will be able to recall things and thus memory will be enhanced.

NUMERICAL DEVELOPMENT











Connect the dots in order(1- 30). When you complete the joining you'll come to know what picture you made.You can colour it also.

- Color the picture brightly



Learning outcome- Able to do sequencing of numbers.

Count & Match

	<input type="text" value="3"/>
	<input type="text" value="5"/>
	<input type="text" value="8"/>
	<input type="text" value="7"/>
	<input type="text" value="1"/>
	<input type="text" value="6"/>
	<input type="text" value="9"/>
	<input type="text" value="2"/>
	<input type="text" value="10"/>
	<input type="text" value="4"/>

Learning outcome- Children are able to recognize the number and match with its correct value.


Worksheet-7

Cognitive Development

Let's have some fun time.

Look at the pictures and put them in sequence. This will make a complete story. Narrate this story to your loved ones.

#Activity- Make your own sequencing cards(6-8 cards)with coloured printout of size 6 inch× 6inch of any of your favourite story.




Learning outcome: This will enhance the sequencing and speaking skills of kids.

Worksheet-8

COGNITIVE DEVELOPMENT








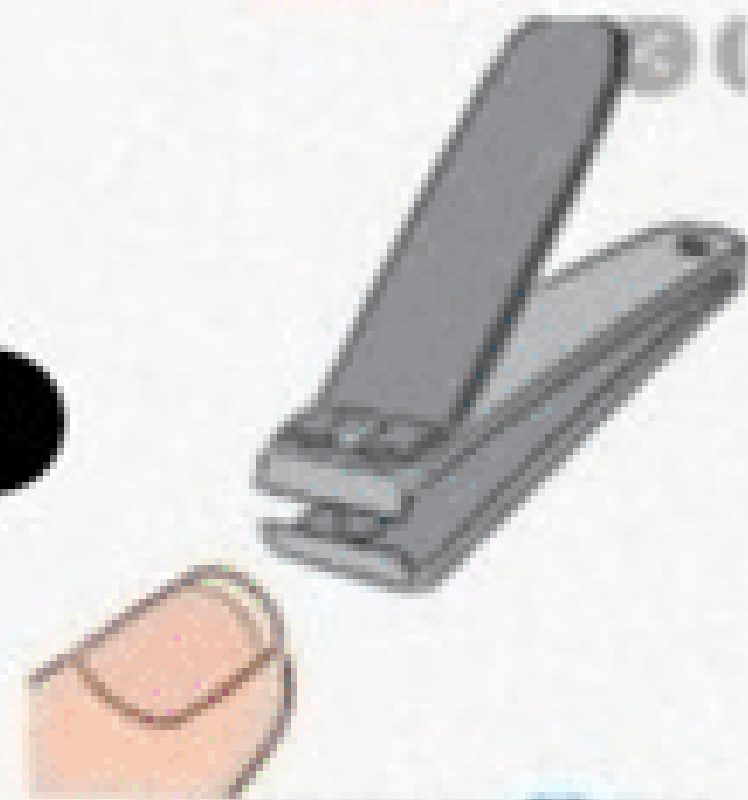




Match the first half with the second half to complete the picture.



Learning outcome- Able to identify the pictures & do the matching.

GENERAL AWARENESS DEVELOPMENT

Personal Hygiene




Here are some pictures related to personal hygiene. Match the objects related to personal hygiene with the given actions.

Learning outcome- General awareness about maintaining personal hygiene

Worksheet-10

Draw/Paste pictures related to the given
5 senses.



1. Smell




2. Sight



3. Touch



4. Hear



5. Taste



Learning Outcome: Children will be able to associate things related to 5 senses and also differentiate between senses.

Dear Parent,

Kindly send some objects related to 5 senses.

Eg: For Sound you can send a whistle & for smell you can send few naphthalene balls in a packet.

TIME TO SHOW YOUR CREATIVITY

Dear Parent,

Here is an example of a chart on seasons.



22 inch




15 inch

Kindly make charts according to the instructions given below on half cartridge sheet:

Roll Nos.	Topic
1-4	Homes - Different rooms in the house or things used in different rooms.
5-8	Neighbourhood areas
9-12	Good Deeds/Habits

TIME TO SHOW YOUR CREATIVITY



Roll Nos.	Topic
13-16	Safety measures - on road or at school or at home
17-20	Outer space/star- solar system or depiction of galaxy
21-24	Our Country - 5 national symbols or any 5 historical monuments.
25-28	Sources of water
29-32	Any 4 activities that show usage of air.



आओ कहानी बनाएँ।



चित्रों को देखें
और अपनी
एक कहानी
बनाएँ।



वह कहानी सब को सुनाएँ। मम्मी की सहायता से एक सुंदर
कागज़ पर वह कहानी लिखें और स्कूल लाएँ।

उद्देश्य- भाषा का अभ्यास।

Worksheet-11

चित्र को देखकर सही अक्षर वाले गोले में रंग भरें।








उद्देश्य- चित्रों के साथ सही अक्षर की पहचान।

Worksheet-12

चित्र को देखकर, पहला अक्षर लिखें और चित्रों में रंग भरें।



-




उद्देश्य- अक्षरों की पहचान और लिखने का अभ्यास।

FUN PHYSICAL WORKOUT
WHAT'S ON THE DICE?


ROLL THE DICE
LET'S GET MOVING!




RUN IN PLACE




TOUCH YOUR TOES




FROG JUMPS



ARM CIRCLES



JUMPING JACKS



DANCE PARTY!

Kindly make your ward play the above given dice game as many times as you can.

Learning outcome - Gross motor development (being active and fit)

Worksheet-13

HAPPY OR SAD ?

Let's express ourselves...

Paste 2 pictures of the things or activities each which made you feel happy or sad.

*Also color the **emoticons** given below.*

--	--



Learning outcome- The child will be able to understand and express the feeling of being happy and sad.

Worksheet-14

Dear kids,
WHAT DO YOU SEE IN GARDEN?

Tick mark in the boxes the things you see in the garden.



Bee



Buttercups



Ant



Tree



Feathers



Butterfly



Sticks



Puddle



Snail



Clouds



Web



Beetle




Leaves



Mushrooms



Ladybird



Bird



Soil




Spider



Pebbles




Clover



LIFE SKILLS

Here are some activities for your ward which combines learning & fun. Through this the child will develop eye hand co-ordination, social skills & confidence. You can make your ward do these repeatedly during the summer break.



Learning outcome

- Will be able to do eye hand coordination
- Development of fine motor muscles
- Experiential learning
- Will be able to do everyday activities

PERFORMING ARTS (MUSIC)

- Learn Sargam Level 1 & 2

- Level 1


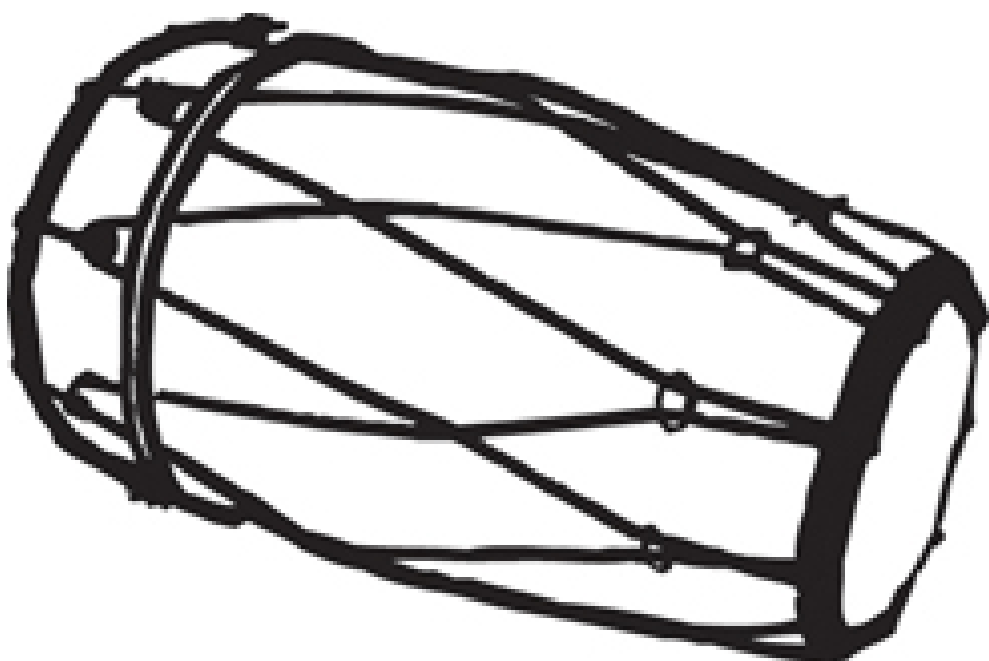

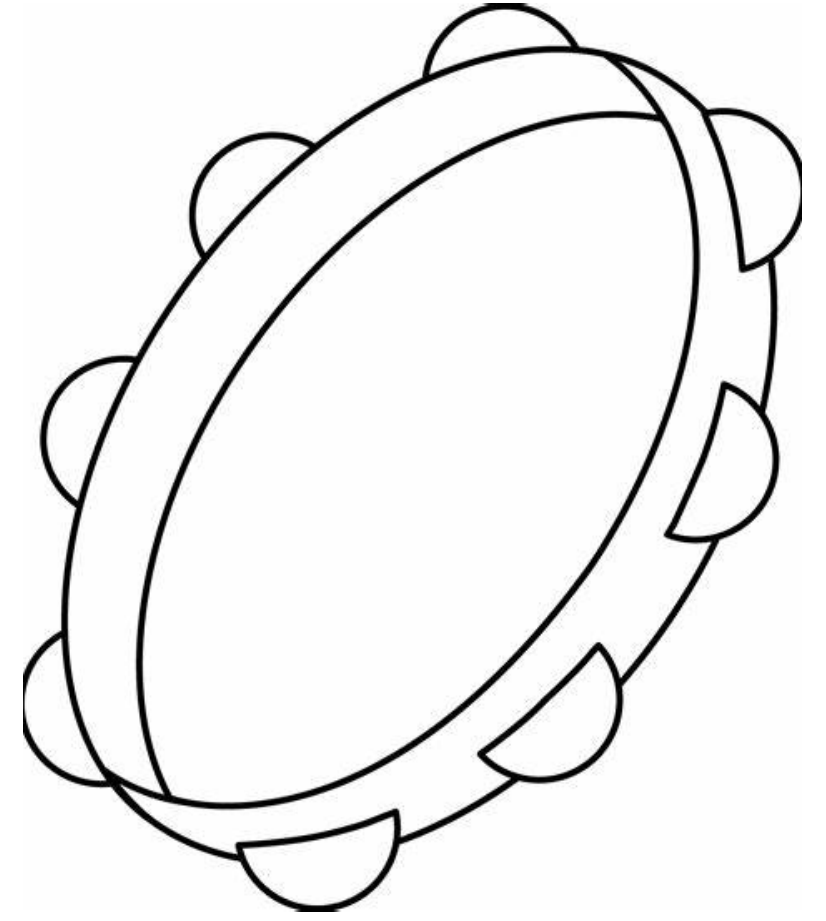
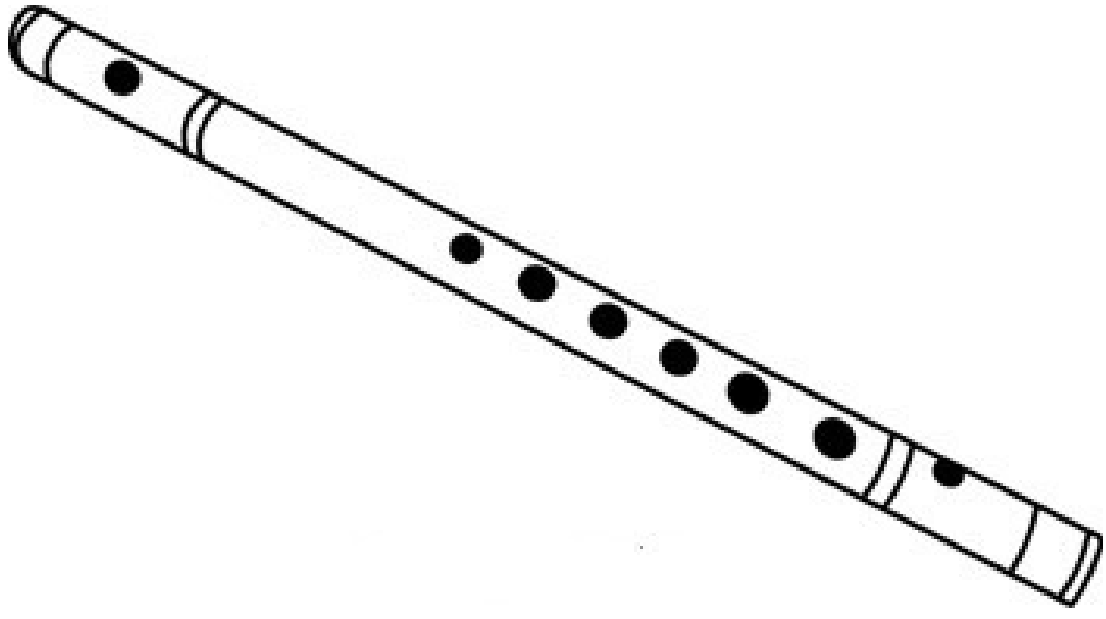
सा रे ग म प ध नी सां
सां नी ध प म ग रे सा



- Level 2

सासा रेरे गग मम पप धध नीनी सासां
सांसां नीनी धध पप मम गग रेरे सासा

- Recognize and colour your favourite musical instruments



- HAPPY -

SUMMER

HOLIDAYS

FUN!

