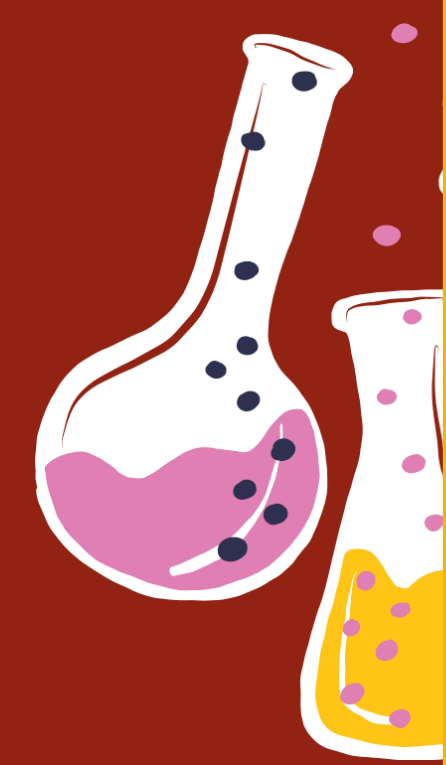





**N.K. BAGRODIA PUBLIC SCHOOL,
SECTOR-25, ROHINI**

**PRE-SCHOOL
(SESSION: 2023-24)**

**SUMMER
FUN
ASSIGNMENT**





Summertime

By Sarah - Little Learning Corner

Summertime, summertime,

Let's go out and play.

Time for fun, and lots of sun.

I love these kind of days!

Summertime, summertime,

Swimming to stay cool.

Pillow fights,

and late night bites.

An awesome break

from school!



happy
holidays!

Dear Parents,

Summer time is fun time, especially for kids as they have a long break from school. Let's utilize these days to make children learn with fun.

Activities have been designed to keep children involved, enhance their knowledge and develop their skills.

These activities are to be done under the guidance and supervision of parents. Let's make this a joint effort- by you as a parent and we as a school to achieve the targets. These are small ways & means which if incorporated in daily routine of children shall definitely help us achieve our aim.

Please Note:

Take a printout of the worksheets 1-17 and help the child to do them with your support.

Important Dates:


- **School closes for summer break on Saturday, 13.05.2023.**
- **School reopens after summer break for students on Monday, 03.07.2023.**



Be the Giver

Lending a helping hand can be the best thing a person can do for another. It can come in many shapes and forms from all kind people. Let's inculcate the habit of doing charity in some form. We never know how we might be able to help someone in need.


- Donate old toys, books, clothes to the needy.
- Used pencils, erasers, colours can also be donated.




Be the Cultured One

- Good manners reflect an innate sense of consideration for others and respect for self. Let's be the person to whom the others will look up to. There are small ways and means by which we can achieve the same viz.



-  Greeting all by saying Namaste with folded hands or by touching feet of our elders.
- Using thank you, sorry whenever required.
- Helping around the house by watering plants, serving water to guests, keeping things in proper place etc.




Be the Learned One (Knowledge)

- There is no end to learning, it's a life long process. Our brain has the capacity to learn limitless which makes every human a potential genius. Let our little ones acquire knowledge through various sources in different means.
- Knowing about our country.
- Knowing about PM/CM/President.
- Knowing about National Flower, National Animal, Bird, etc.
- The topics are endless. Pick up a topic each day and discuss its main components with your ward. Children will develop interest in this process and shall start asking why's and how's about the topic.



Be the Green Warrior



Warrior is a person who's ready to defend to fight & to serve. Our Earth requires all of us to be warriors. We all can contribute in small ways and thus help in reducing the burden on our Eco-system in some of the below

given ways:




- Plant trees
- Switch off electrical appliances (e.g. Light, fan) when not in use.
- Reduce usage of plastic bag & promote usage of cloth bags.
- Save water by reducing wastage, by closing taps when not in use

etc.



Be the Healthier One



- Fitness is a state of health & well being and an ability to perform day to day activities. It comes through a balanced diet, physical exercises and a good rest. We can achieve the above by following

a simple routine of:

- Taking a daily walk



- Including some Yoga exercises (e.g. Pranayama) in our daily exercise routine.




- Eating home cooked food only and not eating junk food items.
- Keeping self clean by maintaining personal hygiene.





Prepare a magic plastic box. The box should contain below mentioned items. Kindly send the same along with the Holiday Homework to school by 10.07.2023.

- Crystal Stickers - 2 packets
- Rolling eyes - 4 pairs (medium sized)
- Mirrors - 1 packet (round, medium sized)
- Coloured cotton balls (Pom-Pom) - 2 packets
- Earbuds
- 1 packet of stick-ons
- White cotton roll (small)
- Black bindis (big & medium sized (2 packets each))
- Ice-cream sticks coloured (10).
- Send a beautiful hand made wind chime using creative material like bangles, bells, beads, straws etc.
- Send 2 small glitter tape (any colour).





Worksheet-1

LANGUAGE DEVELOPMENT (ENGLISH)

**Trace the letter Aa using finger tip and water colour.
Match the letter to the dot near the related picture.**

A a




Learning Outcome: Enhances the language development skills of the students.

Worksheet-2

Trace letter Bb with crayon and circle the objects that begin with it.



B b



Learning Outcome: The children will be able to recognise letters - capital & small.

The letter



TRACE IT WITH FINGER TIP

COLOUR IT

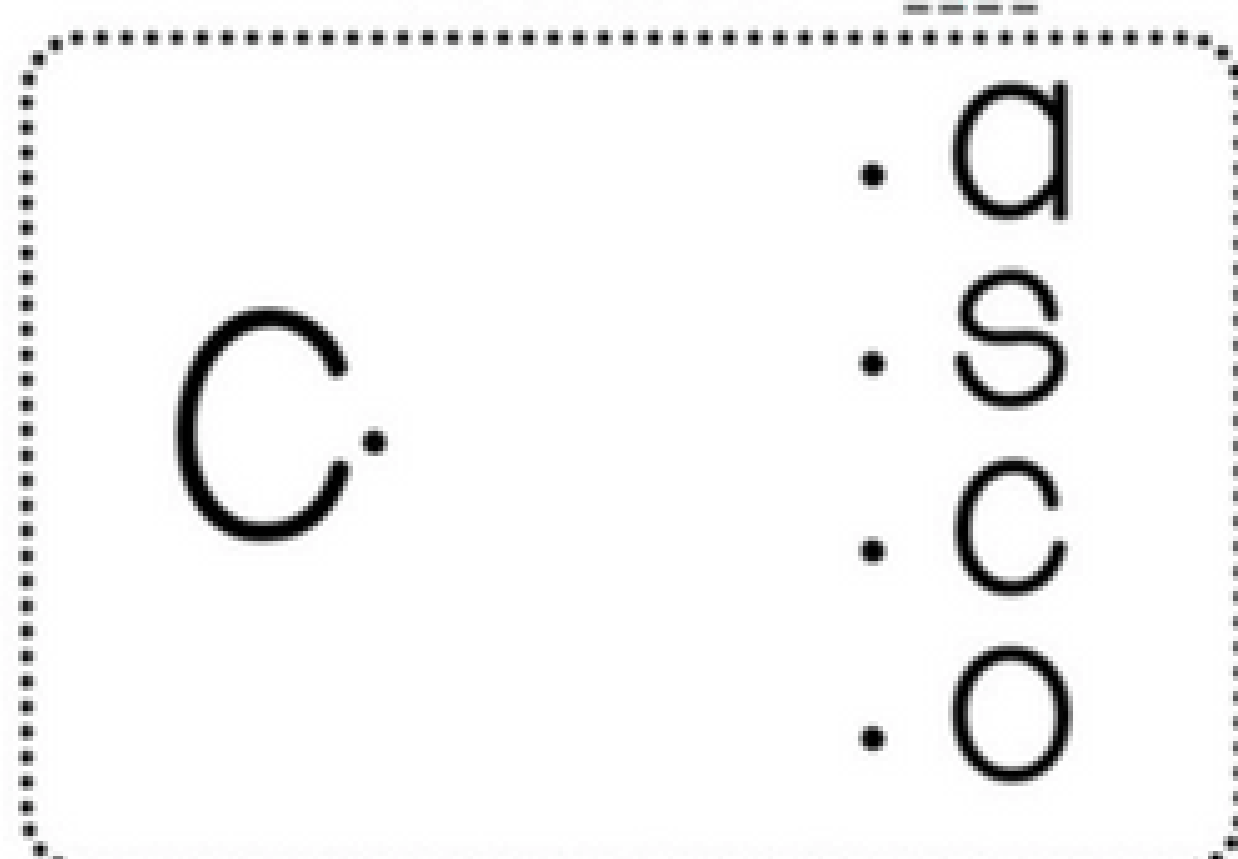


TRACE WITH CRAYON

FIND IT



MATCH IT



WRITE IT WITH CRAYON



Learning Outcome: The children will be able to know the phonetic sound & related vocabulary of the given letter.

Fun Activity.



- Take 4' X 4' mount board to make flash cards.
- Make flash cards according to the below given table. Use coloured tape to make the border.
- Take sandpaper and make cut-outs of letters - capital & small on separate flash cards, as shown in the picture above and paste the letters on the flash cards.

Roll Nos.	Letters
1-5	Aa-Ee
6-10	Ff-Ii
11-15	Jj-Nn
16-20	Oo-Rr
21-25	Ss-Vv
26-31	Ww-Zz



Worksheet-4

General Awareness: It's Summer time

Circle the things that are related to summer season.




Learning Outcome: Is able to enhance general awareness skills, observe and identify the same.

Worksheet-5





SENSE OF SIGHT



1) Observe each picture. Circle the thing that you can see, but can't touch.





2) Observe each picture. Circle the thing that you can see, but can't hear.



3) Observe each picture. Circle the thing that you can see, but can't smell.



4) Observe each picture. Circle the thing that you can see, but can't taste.

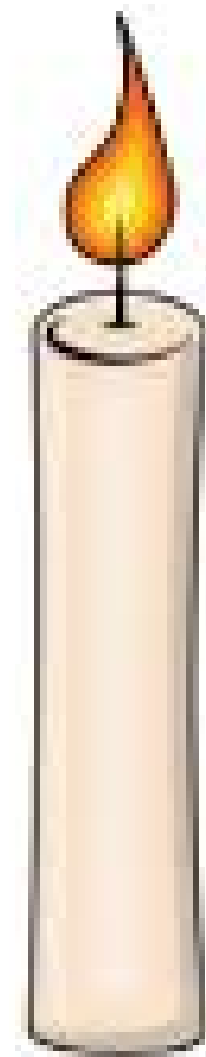




Kindly send below mentioned things according to your ward's roll no:
Roll No.-1 to 6 - Cut-out of picture of rainbow, tv, bold pictures of mango, ball etc.

Worksheet-6

Sense of Hearing

Circle the things that you can hear.





Kindly send below mentioned things according to your ward's roll no:
Roll No.-7 to 12 - Whistle, rattles, hard sound box with pebbles and soft sound box with sand.

Worksheet-7

Sense of Smell



Circle the things that you can smell.






Kindly send below mentioned things according to your ward's roll no:
Roll No.-13 to 18 - Pocket perfume, deo, naphthalene balls, cut-out of pictures of garbage.

Worksheet-8

Sense of Taste



Circle the things that you can taste.



Kindly send below mentioned things according to your ward's roll no:
Roll No.-19 to 24 - Small transparent pouches of sugar, salt, medicine and cut-outs of picture of lemon.

SENSE OF TOUCH

Circle the things that you can sense hard, soft, hot and cold by touching.



Kindly send below mentioned things according to your ward's roll no:
Roll No.-25 to 31 - Sand paper and velvet paper.

Worksheet-10



Sense your surroundings

Match the objects on the right with Sam's related sense organ.



For sight



For hear



For touch



For taste



For smell

Learning Outcome: Is able to identify and match.



Worksheet-11

Number Work - Shape O Fun

Dear Parent,

You can take a printout or draw according to the below given examples. You can add on more pictures related to the shapes. Paste it on on A3 size sheet and send 4 wooden pegs along with the sheet.






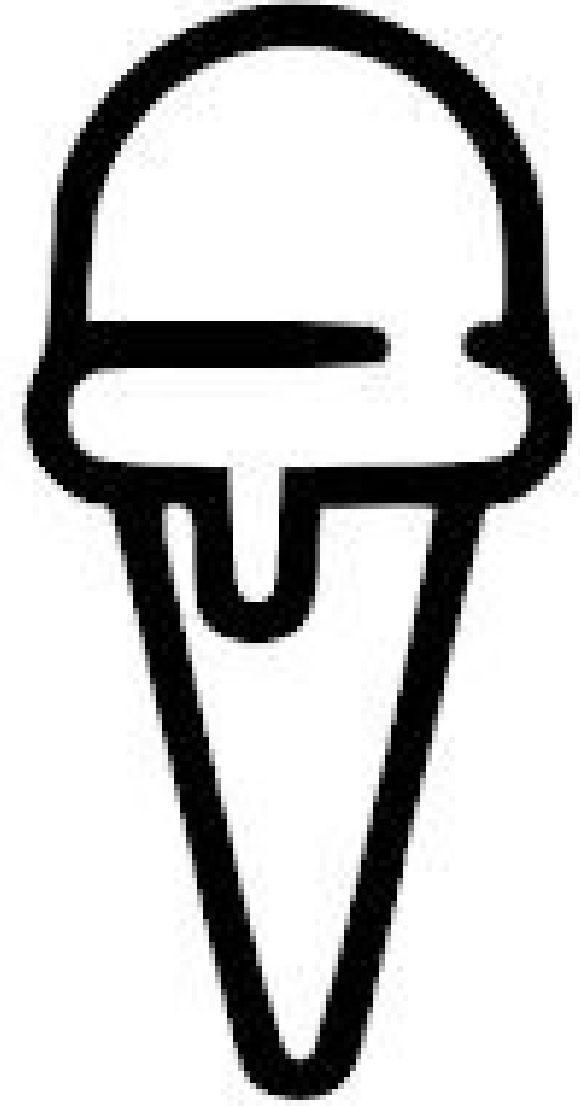

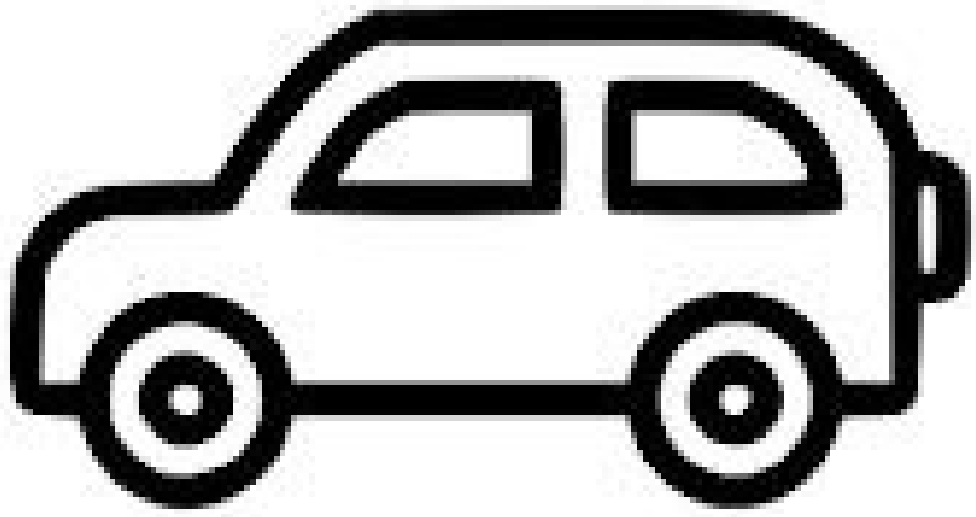
Material Required: Printout of shapes and related pictures, wooden pegs, bold marker, fevicol, A3 sheet.



Learning Outcome: Able to recognize shapes, helps in fine muscle development and improved concentration span.

BIG & SMALL

Colour the big objects red and small objects blue.






Learning Outcome: Able to identify pre number concepts and enhance observational skills.

Worksheet-13

Tall/Short


Circle the tall objects and cross the short ones.



Learning Outcome: Able to identify pre number concept and differentiate between the tall and short objects from the surroundings.

FINE MOTOR SKILL DEVELOPMENT

Help your ward to make the peacock more attractive by colouring it using crayons.







Learning Outcome: Development of fine motor muscles, eye-hand coordination and fun learning experience.


FINE MOTOR SKILL DEVELOPMENT

D/P,

Take a coloured printout of the below given sheets (flowers and birds). Help your ward to decorate these using mirrors, studs ,crystals etc



FINE MOTOR SKILL DEVELOPMENT



Learning Outcome: Development of fine motor muscles, eye-hand coordination and aesthetic appreciation.

FINE MOTOR SKILL DEVELOPMENT

Do-it-yourself craft

D/P,

Kindly refer to the below link and help your ward to make attractive 3-D animals and send them to school.



<https://youtube.com/watch?v=IH3KzcrLmqI&feature=share>

GROSS MOTOR SKILL DEVELOPMENT – PHYSICAL ACTIVITY

Let's click a picture of your ward doing the following activities.

- Build a fort with pillows and blankets.
- Have a dance party. Play your favourite music and dance to the beat.
- Ride a bike, scooter or cycle.
- Ice skate with paper plates. Put a paper under each foot. Slide around and ice skate around the house.
- Move like transportation. Fly like a plane, chug like a train, race like a racecar. Move fast and slow.
- Set up an obstacle course . Jump over stuffed animals and go through a chair.
- Do yoga . Try moves like downward dog, star and pyramid.



Learning Outcome: Development of gross motor muscles, balancing and physical dexterity.


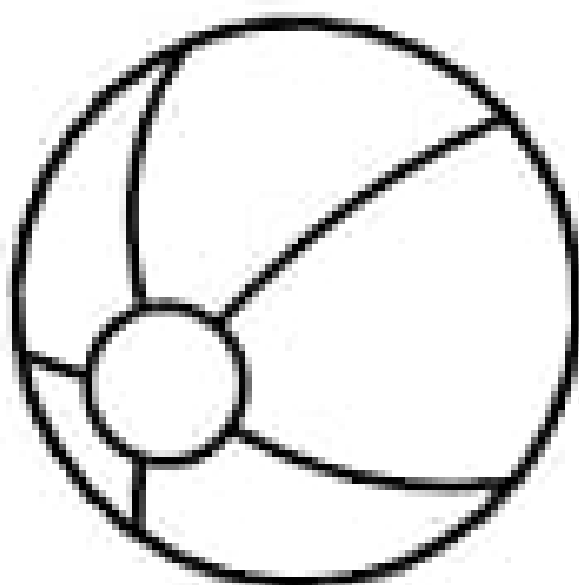
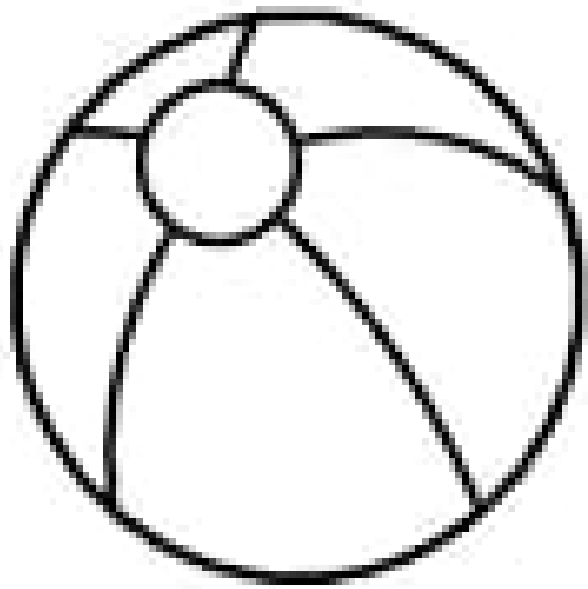


Worksheet-15

COGNITIVE DEVELOPMENT

SKILL: MATCHING

Colour and match the identical balls.










LEARNING OUTCOME:

To develop the mental skills and the acquisition of knowledge of the individual.

Worksheet-16


SKILL: PART AND WHOLE RELATIONSHIP

Draw a line to match the objects that go together.



LEARNING OUTCOME:





Able to match and improve their intellectual skills.



Worksheet-17



Colour the blank images in each row, keeping with the pattern given below.



LEARNING OUTCOME: TO ENHANCE THE COGNITIVE ABILITIES IN CHILDREN. CHILDREN WILL OBSERVE AND FOLLOW THE CORRECT PATTERN.

FUN HOLIDAY CELEBRATIONS WITH KIDS

Each day spent with children is a celebration in itself. Let's make the holidays more fun-filled by doing some activities with children. Do keep a record of the things your child enjoyed the most.

Below is the list of some fun activities. You can do any two activities per week.

MAY	JUNE
<ol style="list-style-type: none">1. <i>Bubble bath day</i>2. <i>Compliment day</i>3. <i>Dance like a chicken day</i>4. <i>Say something nice day</i>5. <i>Waffle day</i>6. <i>Story telling day</i>7. <i>Popcorn and movie day</i>8. <i>Let's party day</i>	<ol style="list-style-type: none">1. <i>Yummy ice cream day</i>2. <i>Make your bed day</i>3. <i>Tongue twister day</i>4. <i>Thank <u>you</u> day</i>5. <i>Helping the needy day</i>6. <i>Visit the park day</i>7. <i>Eat vegetable day</i>8. <i>Hug your parent day</i>

Click the pictures of fun activities of the children and paste them on A4 sized sheets and send it after the holidays.

PERFORMING ARTS (MUSIC)


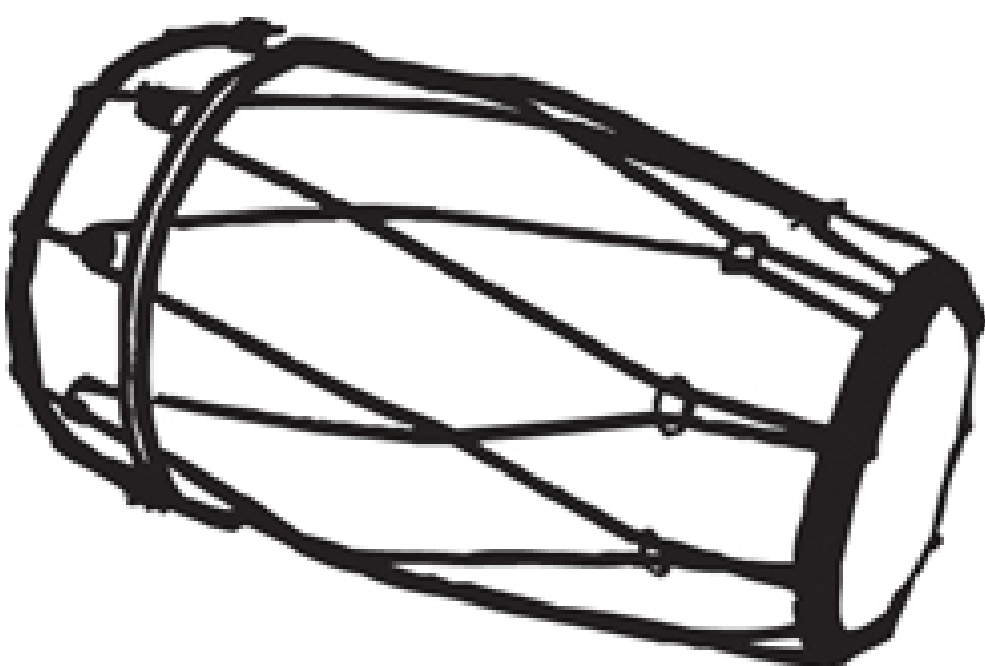

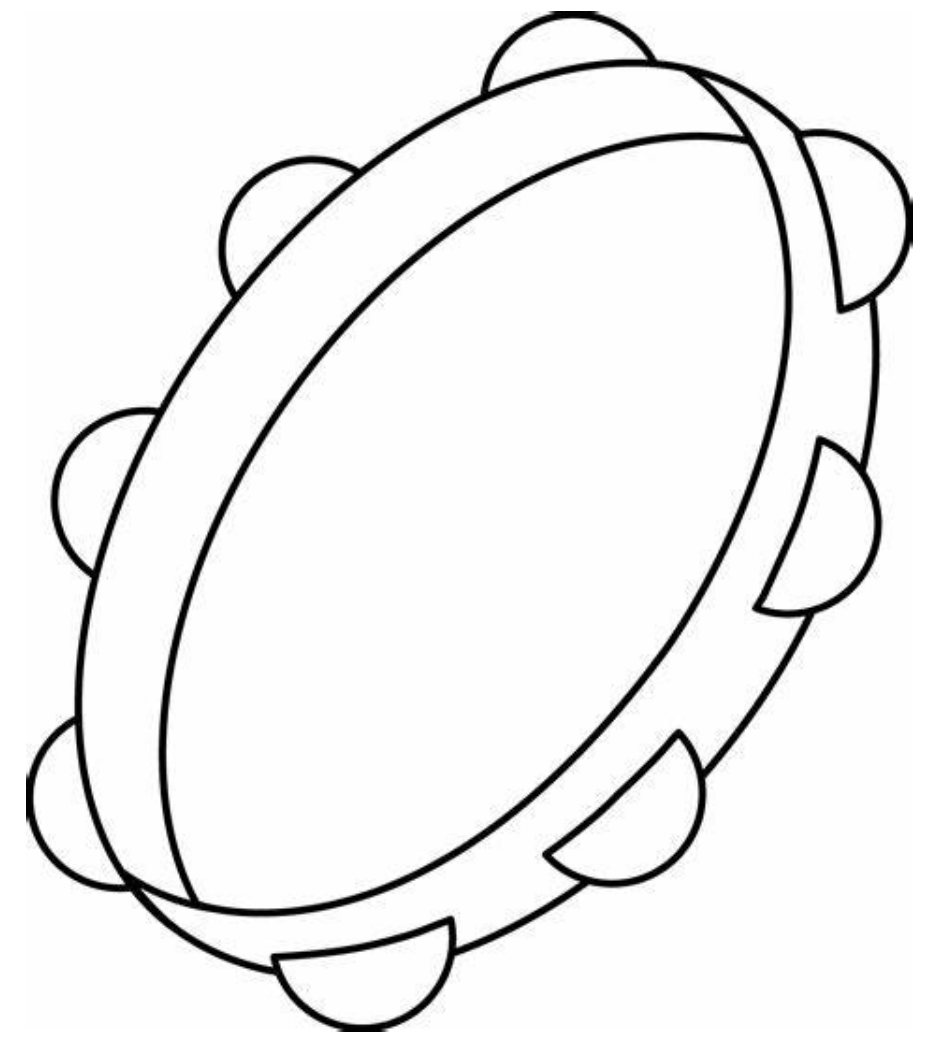
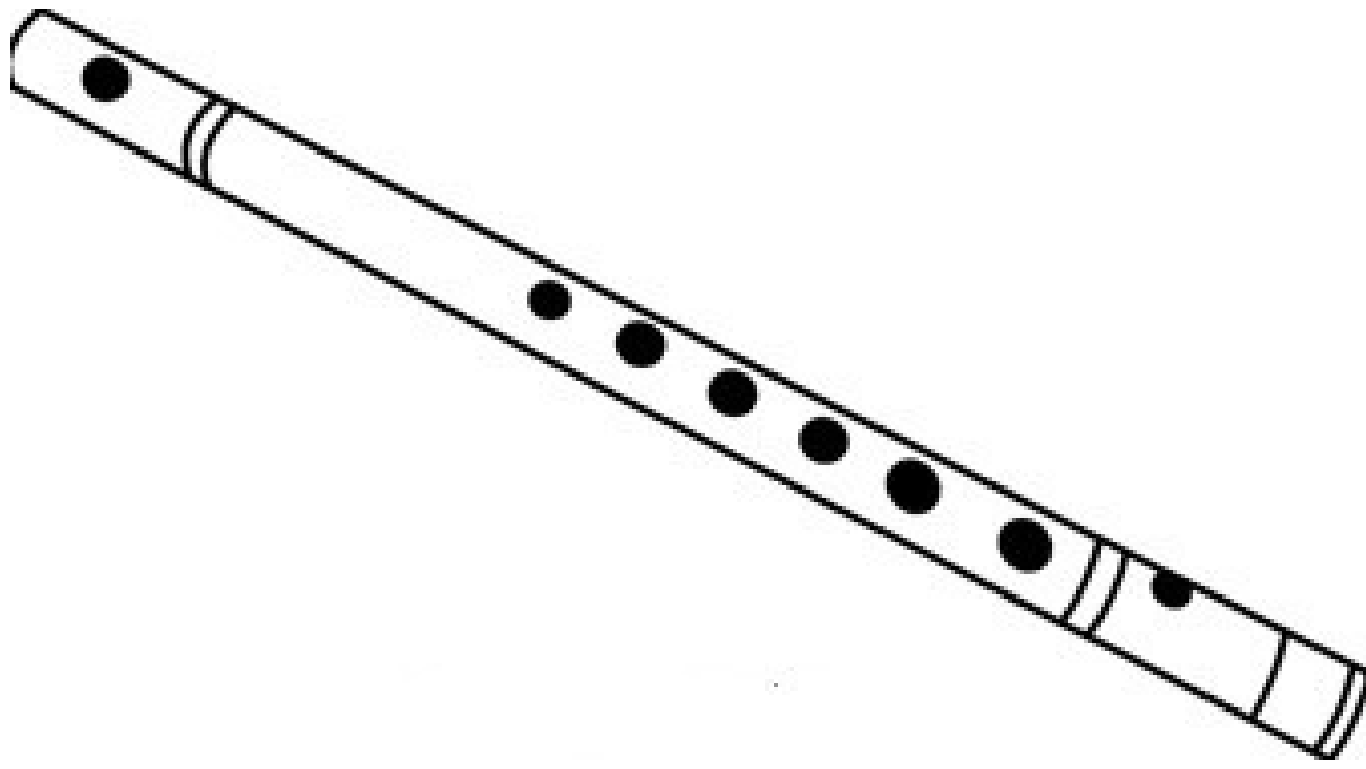
- Learn Sargam Level 1

- Level 1

सा रे ग म प ध नी सां
सां नी ध प म ग रे सा



- Recognize and colour your favourite musical instruments



- HAPPY -

SUMMER

HOLIDAYS

FUN!

