



N.K. Bagrodia Public School
Ahinsa Marg, Sector – 9 , Rohini
Delhi – 110085
Session- 2023-2024



CLASS-III



Keep your child's brain active over break without them knowing they're doing "homework."

Summer vacation is every child's favourite time of the year as they can do all the things they enjoy during these days. Children get a chance to learn new hobbies and spend more time with their friends.

Embracing the cheerful news of summer break, to keep the students busy and channelise their energy in proper direction, assignments of all subjects have been designed for students.

Facilitate your ward to attempt the assignments creatively and independently as it will help them to elevate their skills and spend their vacation ingeniously . Let your children explore the world through their favourite books/stories/novels and share them with their siblings /parents /grandparents. Students must visit various places and explore the exquisite world around them.

Enjoy your vacation !!!

English



- 1. Write one page cursive writing daily in your H.H.W notebook .**
- 2. Revise the C.W done so far.**

3. Read English newspaper and write two new words along with their meanings daily in H.H.W notebook.
4. "The more that you read, the more things you will know. The more that you learn the more places you will go."

- Dr. Seuss

Reading improves memory and cognitive ability. In order to inculcate the reading habit, the students are required to read any one from the following list of books:

- a. Charlie and the Chocolate Factory
- b. Stuart Little



- c. Matilda
- d. The Secret Island
- e. Sudha Murty's Grandma's Bag of Stories

5. Write a paragraph on any one of the following topics:

- a. My Dream House



- b. A Day Spent in the Zoo
- c. I Like Spring because....
- d. I'm Happy When...

6. The students will have to make the following project work according to their roll number. Bring information/ write ups along with the related pictures on an A3 size sheet on the country "Spain".

- a. Roll no. 1-5 Famous Cuisines
- b. Roll no. 6-10 Dresses and Costumes



- c. Roll no. 11-15 Famous Tourist Destinations
- d. Roll no. 16-20 Festivals Celebrated
- e. Roll no. 21-25 Famous Leaders and Politicians



- f. Roll no. 26-30 Culture and Lifestyle
- g. Roll no. 31-35 Sports and Sport Stars
- h. Roll no. 36-40 Dance and Music
- i. Roll no. 41-45 A Travelogue (With pictures)

हिन्दी

1. प्रतिदिन एक पृष्ठ सुलेख लिखें।
(एक पतली कॉपी में)



2. रोचक व शिक्षाप्रद कहानियाँ पढ़िए और उनमें से कोई एक शिक्षाप्रद कहानी याद कीजिए।
3. एक ए-३ शीट को सुंदर आकार में काट लीजिए जैसे तितली, फूल, पत्ती, गुब्बारा आदि। उस पर एक अनमोल वचन लिखिए और उसे सुंदर-सा सजा दीजिए।



4. आपका मनपसंद त्योहार कौन सा है? एक ए-3 शीट पर उसका सुंदर-सा चित्र बनाकर/ चिपकाकर उससे संबंधित दो-तीन पंक्तियाँ लिखिए □



5. कक्षा में करवाए गए सभी कार्यों का लिखित अभ्यास कीजिए।

6. प्रदर्शनी हेतु अनुक्रमांक (रोल नंबर) के अनुसार दिए गए कार्यों के चित्र ए-3 शीट पर बनाइए / चिपकाइए और शीट को सुंदर-सा सजा दीजिए।

रोल नंबर १ से १०- स्पेन देश के विभिन्न नृत्य

रोल नंबर ११ से २०- स्पेन देश के त्योहार

रोल नंबर २१ से ३० - स्पेन देश के विभिन्न खेल

रोल नंबर ३१ से ४० स्पेन देश के विभिन्न व्यंजन

रोल नंबर ४१ से ४५ स्पेन देश के प्रमुख शहर

Mathematics



“Mathematics is a journey not a destination.”

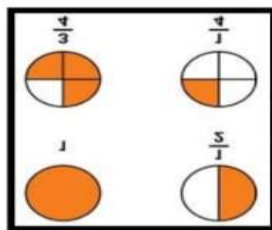
In order to make this journey beautiful and memorable, we keep our young minds engaged in useful activities that help them grasp mathematical concepts in an interesting way.

Students will be completing the following tasks diligently:

- Learn tables 2 to 12 and write the same in practice register.
- Practice addition and subtraction sums on a daily basis in a rough notebook.
- Roll Nos. 1 to 14 - Design 4 strips of borders (22 inches long and 3 inches wide) using geometrical shapes and patterns.



- Roll Nos. 15 to 30 – Design Flash Cards representing different fractions like $\frac{1}{2}$, $\frac{1}{3}$, $\frac{2}{3}$, $\frac{1}{4}$ and $\frac{3}{4}$. (Make different flash cards to represent different fractions.)



(All Images are shared for reference only)

- Roll Nos. 16 to 45 – Design a colourful chart representing different 2-D and 3-D shapes. Mention their properties also. (Take reference from Number Magic book.)
- Design a game based on any mathematical concept using material easily available at home. Also practice for its presentation in the classroom.
- Learn any mathematical poem/song for class presentation.

Dear Students,

E.V.S is all about exploring new things in and around yourself and making the environment as eco-friendly as possible. During this summer break, let us play our part to make our surroundings beautiful and safe for living.

Activity 1: Record the weather for a week on a A4 size sheet and write the minimum and maximum temperature of the day.



Activity 2: Visit the nearby park and write the names of different types of trees and flowers you observe. It would be a great idea to notice their shape, color, texture, and length. Let us try to make such observations for at least five (5) different types of flowers or trees that you observe during the nature-walk.



Activity 3: Observe the Sunrise and Sunset during one (1) week in the holiday period. Every day, the sun rises in the East and sets in the West and reaches its highest point in the sky during midday. Based upon where the sun is, it can be possible to tell what time of day it is! Let us do this activity under the supervision of our parents and record the timings and the color of the sun during Sunrise and Sunset on a A4 size sheet. Also discuss with your parents

the importance of Sun in our lives and write at least two (2) points from your discussion.



Activity 4: Let us go global and explore one of the beautiful countries of the world, Spain.

- * Showcase some highlights of the Spanish culture including their clothing, food and other interesting facts on a A-3 size sheet or a chart. You can be more creative by using pictures or drawings as necessary.
- * Search about the climate of Spain including the type of plantation and draw and write your observations on a separate sheet.



Computer

Draw and colour any Landscape on MS-Paint. Paste the coloured printout on an A4 size sheet. Kindly border and laminate too.



Art and Craft

Decorate a sheet (Size A-3) use waste material.
<https://pin.it/49m0JbV>

