



N.K.Bagrodia Public School
Ahinsa Marg, Sector 9, Rohini, Delhi – 110085

CLASS-IV



Dear parents,

We hope you and everyone in your family is healthy and safe.

We wish you and your child a wonderful and well-deserved summer break that will refuel and refresh him/her for the coming school year. It is a great time to relax and unwind during that time. Homework is a great way to reinforce skills as well as keep you updated with what the students are learning in class.

The Holidays can be a long break for the students from their daily schedule. Homework gives them the motive to do a little study each day. Holiday Homework keeps them challenged and stimulated. We would like to take this opportunity to stress the importance of encouraging your child to do his/her best on homework assignments. It is important for you to supervise the work. This is the time to promote responsibility and lay the foundation for your child's educational future. It will pay big dividends as he/she proceeds through their educational program.

We wish you all the very best and stay safe with your family.

“Persistence is important in every endeavor”

Thanks and regards
 NKBPS Team, Rohini



ENGLISH

1. Revise the work done so far.
2. Write one page of cursive handwriting daily.
3. Synonyms! Better word choice!

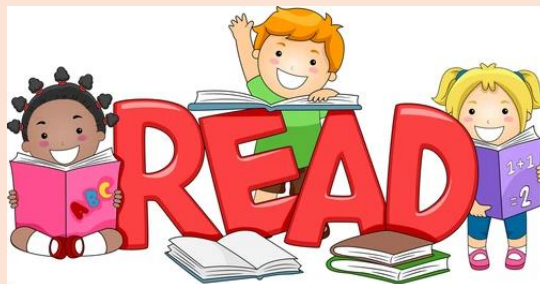
Read the English newspaper daily and choose 20 new words of your choice and make your own thesaurus (a book that lists words in groups of synonyms) and name it as “My Mini Thesaurus”

For example: instead of using the word bad you can use the word

- a. awful
- b. terrible
- c. unfortunate
- d. dreadful
- e. rough



4. Reading liberates, reading teaches and reading gives pleasure.



Reading as a habit does not develop in one day. It should be practiced daily with children until a day when children start picking up a book for reading themselves. For it to become a part of their every day routine and culture

like any other thing, which is practiced at home, they need to see it and experience it regularly.

Hence, to begin with create a designated time slot where all the family Drop Everything and Read (D.E.A.R). This D.E.A.R time will soon become dear to the children when they experience the wonders that reading brings.

Taking this forward, let us nurture the seed and see it grow!

In order to inculcate reading for pleasure in children, children are encouraged to read any one-story book of their preference. Here is the list of suggested reading:

- Charlie and the Chocolate Factory
- Matilda
- The Magic Faraway Tree
- Fantastic Mr. Fox
- The Whipping Boy
- The Princess and the Goblin
- Freckle Juice

and do the following activities.

- a. Design a cover page, creatively! (You can draw your favourite scene from the story or anything which will be enough to depict what the story is all about.) Think of innovative ideas and make the most appropriate cover page for your book on A4 size sheet.
- b. Be the author, yourself!
Think creatively and create your own ending for the story!

5. Learn with Fun!



Holidays are the best time for self-practice and self-improvement. Write a few lines about your day or week. If possible, capture a moment. Write about any interesting activity like watching a spider web in a garden,

playing games, or doing exercises with your siblings, any cooking activity, time spent with your grandparents etc. and paste your picture while enjoying the activity.

6. Select any five pictures from the newspaper, cut them in your holiday homework notebook. Write your own headline and/or short article to match the picture.



7. Present the following information beautifully on A-4 size sheet according to your Roll Nos.

- Chinese Books and Authors (Roll Nos.1-10)
- Chinese Currency (Roll Nos. 11-20)
- Famous Chinese Travelers (Roll Nos. 21-30)
- Any nine Chinese Symbols (Roll Nos. 31-45)



All the best!

Note: Do the given work in separate Holiday Homework Notebook



हिंदी

निम्नलिखित कार्य एक पतली कॉपी में कीजिए –

- 1-प्रतिदिन एक पृष्ठ सुलेख लिखिए।
- 2- १-१०० तक गिनती अंकों एवम् शब्दों में लिखिए ।



3-अपने किसी प्रिय परिजन/ दादा /दादी /नाना /नानी/ मौसा/ मौसी / बुआ / फूफा आदि में से किसी एक का साक्षात्कार लीजिए एवं पता लगाइए –

- * उनका जन्म – स्थान *उनका व्यवसाय
- *उनकी आदतें
- *उनकी पसंद / नापसंद

नोट-कार्य ½ चार्ट पेपर पर चित्रों से सजा कर कीजिए।

4-नीचे लिखें विषयों में से किसी एक विषय पर चित्रात्मक लघु कहानी / चित्र कथा लिखिए --



- ❖ हमारे कर्मयोगी
- ❖ स्वच्छता
- ❖ हमारा स्वास्थ्य
- ❖ हमारी प्रकृति

5-समाचार पत्रों एवम् पत्रिकाओं में से कहानियाँ पढ़िए।

6-‘व्याकरण भारती’पुस्तक के पृष्ठ संख्या 99 एवं 100में दिए चित्रों का वर्णन कीजिए।

7 प्रदर्शनी हेतु अनुक्रमांक (रोल न.)

के अनुसार दिए गए कार्य को ए 4 आकार के पृष्ठ पर सुंदर व सुसज्जित रूप में कीजिए।
अनुक्रमांक (रोल न.)


रोल न° -1 से 5 चीन देश के त्योहार के चित्र

रोल न°- 6 से 10 चीन देश के झंडे का चित्र

रोल न° -11 से 15 चीन की दीवार का चित्र

रोल न° -16 से 20 चीन के प्रमुख शहरों का चित्र

रोल न° -21 से 25 चीन देश की संस्कृति, रीति-रिवाज और परंपरा के चित्र



रोल नं० -26 से 30 बौद्ध धर्म और चीन से संबंधित चित्र

रोल नं० -31 से 35 चीन देश के प्रमुख नृत्यों के चित्र

रोल नं० -36 से 40 डिज़्नीलैंड पार्क के चित्र

रोल नं० -41 से 45 चीन देश के नक्शे का चित्र

Mathematics



“The only way to learn mathematics is to do mathematics.”

1. Learn tables from 12 to 15 and write the same in practice register.

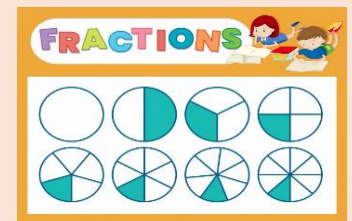
12 x 1 = 12	13 x 1 = 13	14 x 1 = 14	15 x 1 = 15
12 x 2 = 24	13 x 2 = 26	14 x 2 = 28	15 x 2 = 30
12 x 3 = 36	13 x 3 = 39	14 x 3 = 42	15 x 3 = 45
12 x 4 = 48	13 x 4 = 52	14 x 4 = 56	15 x 4 = 60
12 x 5 = 60	13 x 5 = 65	14 x 5 = 70	15 x 5 = 75
12 x 6 = 72	13 x 6 = 78	14 x 6 = 84	15 x 6 = 90
12 x 7 = 84	13 x 7 = 91	14 x 7 = 98	15 x 7 = 105
12 x 8 = 96	13 x 8 = 104	14 x 8 = 112	15 x 8 = 120
12 x 9 = 108	13 x 9 = 117	14 x 9 = 126	15 x 9 = 135
12 x 10 = 120	13 x 10 = 130	14 x 10 = 140	15 x 10 = 150

2. Practice 2 sums each of addition, subtraction, multiplication and division on every Monday, Wednesday and Friday.


3. Practice the syllabus covered so far.

4. Draw a beautiful chart on an A-3 size sheet on the given topics according to your roll number.

- Roll no. 1 to 5 - Multiplication Facts
- Roll no. 6 to 10 - Division Facts
- Roll no. 11 to 15 - Multiples and Factors
- Roll no. 16 to 20 - Fractions
- Roll no. 21 to 25 - Patterns



Roll no. 26 to 30 - Time
 Roll no. 31 to 35 - Measurement of Length
 Roll no. 36 to 40 - Measurement of Capacity
 Roll no. 41 onwards - Measurement of Mass (Weight)



E.V.S.

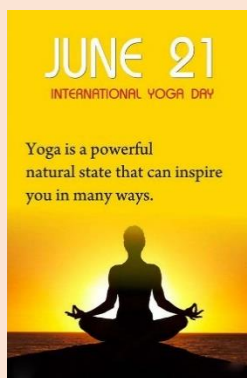
1. Revise entire work done in the class.
2. Water is life and supports the immense diversity of life on the earth but human actions are contaminating water and posing a threat to our beautiful planet. Design a poster to create awareness regarding conservation of water. Also write a catchy slogan.



3. Environment day is celebrated on 5th June every year across the globe. On this day, people take a pledge to protect the environment. How can you contribute towards this noble cause? Write a paragraph of 70 words on A4 size sheet.



4. Yoga is an ancient art that connects the mind and body. Prepare a poster on International Yoga Day highlighting its benefits.



5. Make a handmade sheet by recycling paper.



“Recycling takes a little effort on your part but makes a big difference to the world”.

Tear up the old newspapers into strips and soak it in water for a day. Next day, take out the strips and blend in a mixture with the help of an adult at home. Add water colour of your choice and drain off excess water from it. Take a plastic sheet and spread it on a flat surface. Pour the pulp and cover it with another plastic sheet. Take in a roller pin and roll over it until you get a thin layer. Remove the top sheet and let it dry. Your handmade sheet is ready for use.

6. PROJECT ON COUNTRY 'CHINA'

China is known for its architectural wonders , martial arts, great inventions and lip smacking cuisines. According to your roll numbers, gather information about the country, paste information, and related pictures on A4 size sheet highlighting the following:

- A. Famous cities and tourist spots (Roll no. 1 to 9)
- B. Famous sports (Roll no. 10 to 18)
- C. Famous cuisines (Roll no. 19 to 27)

D. Clothing style (Roll no. 28 to 36)

E. Famous inventions (Roll no. 37 to 45)

ART

1. Borders- Make 10 beautiful borders of same Pattern.

(Size-3 inches X 34 inches)



2. Discover your talent- Make any art form on A-3 size sheet with any colour medium



Computer

1. Create a time table in MS-Word. (You can change the content but format should be same.)

LIBRARY TIME TABLE 2018-2019										
DAY	I	II	III	IV	RECESS	V	VI	VII	VIII	
Mon.		7A	6A	11A			10A	12E	8D	
Tue.		6C	11C	11D			7C	10B		12C
Wed.		9D	7B	6C				8A	9A	9B
Thurs.			12D	6B			10D		11E	
Fri.		7D	12B	9C			8C		12A	11B
Sat.	CCA	CCA	10C						8B	

2. Create a file in Word and save it as “Our National Symbols” a. Insert pictures of a lion, lotus, mango and peacock using online pictures. b. Write their names using different effects.

Date of submission of HHW:

English – 03.07.2023

Hindi - 04.07.2023

Mathematics - 05.07.2023

E.V.S. - 06.07.2023

Art - 07.07.2023

Computer – 10.07.2023