



**N.K. BAGRODIA PUBLIC SCHOOL,
SECTOR-25, ROHINI**

SUMMER

**HOLIDAYS FUN
ACTIVITIES**

SESSION: 2025-26

CLASS: PRE-SCHOOL

Name:

Class & Section:

Roll No.:

Summer time is fun time!

Dear Parents,

Let's utilize these long summer days to make children learn with fun.

Activities have been designed to keep children involved, enhance their knowledge and develop their skills. These activities are to be done under your guidance and supervision.

Here are few tips to make parenting more effective:

1. Minimize the screen time.
2. Encourage your child to water plants everyday.
3. Put water bowl for birds /animals to drink. Ask your ward to place the bowl at a designated place and have it replenished every day.
4. Make outdoor activity with your ward a daily routine.
5. Make a conscious effort not to use inappropriate language, especially in your ward's presence. Children tend to pick the same and then they use it amongst their peers.
6. May it be a family member, friend, teacher etc. create a positive environment by not ridiculing anybody. This will help develop positivity and well-being in your ward.
7. Develop a habit of saying a small prayer in the morning and at bedtime, too.
8. Narrate or read aloud a small story with moral value to your child on a daily basis. This will help your child to develop positive enforcement.
9. Paying respects to one and all by way of saying or touching feet (boys) and saying namaste with folded hands (girls) should be made a part of daily routine.



These are small ways & means which if incorporated in daily routine of children shall definitely help us achieve our aim of holistic development.

Please Note:

Take a printout of all the worksheets (no. 1-19) and help the child to do them under your guidance and support. Submit the same on **10.07.2025**

LIST OF FORTHCOMING ACTIVITIES AND EVENTS IN THE MONTH OF JULY.


DATE	ACTIVITY/EVENT
07.07.2025	World Chocolate Day Celebration - PS & PP
11.07.2025	State Savvy – PP – A, B, C
17.07.2025	World Emoji Day – PS & PP
22.07.2025	National Mango Day Celebration– PS & PP
24.07.2025	Freehand Drawing & Colouring Activity (Intra) – PP
25.07.2025	Kargil Vijay Diwas – PS & PP
28.07.2025	Colouring Activity (Intra) - PS
30.07.2025	State Savvy – PP – D, E, F, G
31.07.2025	Freehand Drawing & Colouring Activity (Inter) – PS & PP

Important Dates:

- Last working day for students is Friday, 16.05.2025
- School reopens after summer break for students on Wednesday, 02.07.2025.



CHECKLIST

Here are a few parameters in below given checklist. Parents should mark with  or **X** by end of June if their ward is able to achieve or not achieve the same. Parents can work upon training their ward for the same.

1. Is able to say his/her name.

☐

2. Is able to say how old he/she is.

☐

3. Can relay in words/sentences about his/her needs.

☐

4. Knows his/her mother's/father's contact number.

☐

5. Is able to dress himself/herself.

☐

6. Can brush his/her teeth.

☐

7. Can manage himself/herself independently in Washroom.

☐

8. Can take care of his/her personal belongings.

☐

9. Knows his/her postal address.

☐





Let Us Bring Along

Prepare a magic plastic box. The box should contain below mentioned items. Kindly send the same along with the Holiday Homework to school by 10.07.2025.

- Crystal Stickers - 2 packets
- Coloured ice cream big sticks -1 packet
- Medium sized bindis - 2 packets each of red and black colour
- 1 packet of glitter star, flower and smiley stickers.
- 2 plastic pegs
- 2 paper glass, plates.
- 1 packet of paper straw.
- 1 packet glitter foam letters of Hindi (स्वर, व्यंजन)
- Plastic (foil) mirror - 1 packet big size and 1 packet small size (colour - golden and silver)).
- Help your ward make a beautifully decorated border using decorative materials like mirrors, sequins, crystals etc.

Border Size: 16.5 m X 1.5 inches



An illustration of two children, a girl and a boy, sitting and reading books. The girl on the left has dark hair and is wearing a green shirt and a red skirt. The boy on the right has dark hair and is wearing a blue shirt and blue pants. They are both smiling and holding open books. The background is a dark blue rectangle with a yellow border, set against a colorful, abstract background of leaves and flowers.


LANGUAGE DEVELOPMENT

LANGUAGE DEVELOPMENT 1 (ENGLISH)

CIRCLE SAFARI

Find and circle the same letters with plastic crayons.

Aa



A n t

q a A M
n R A
a i

Bb



B e e

b c B
j u B
a i A

Cc



C a R

o f w C
C c C
T v r

Dd



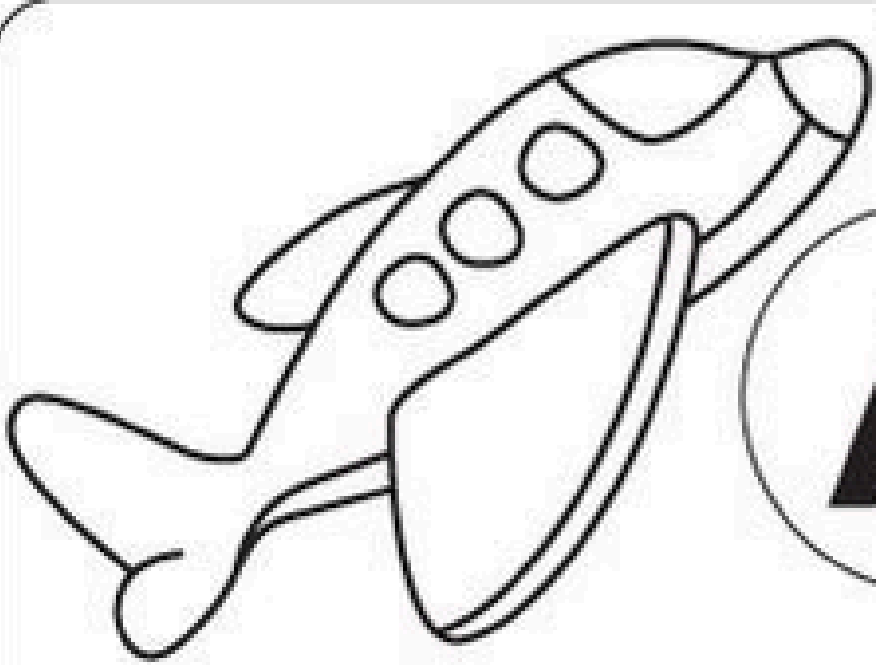
D o g

u d z d
d D d
E i A

Find the Letter

MATCHING FUN



Match upper case letter with the lower case and colour the picture with plastic crayons.



A

•



C



B

•


a



C

•

d



D

•

b



ALPHABET WONDER CARDS

WORKSHEET-3

Here is an enjoyable activity for your ward to make and learn.

MATERIAL REQUIRED

- Use mount board, coloured sheets, attractive keyring to make "Alphabet flash card booklet".

INSTRUCTIONS

- Make flash card according to the below given table.
- Take bright coloured papers make/paste pictures on flash cards. You can draw, colour or cut-paste the pictures from old books, magazines etc.

SIZE

21 cms (length) X 14 cms (width).

YouTube Link for reference:

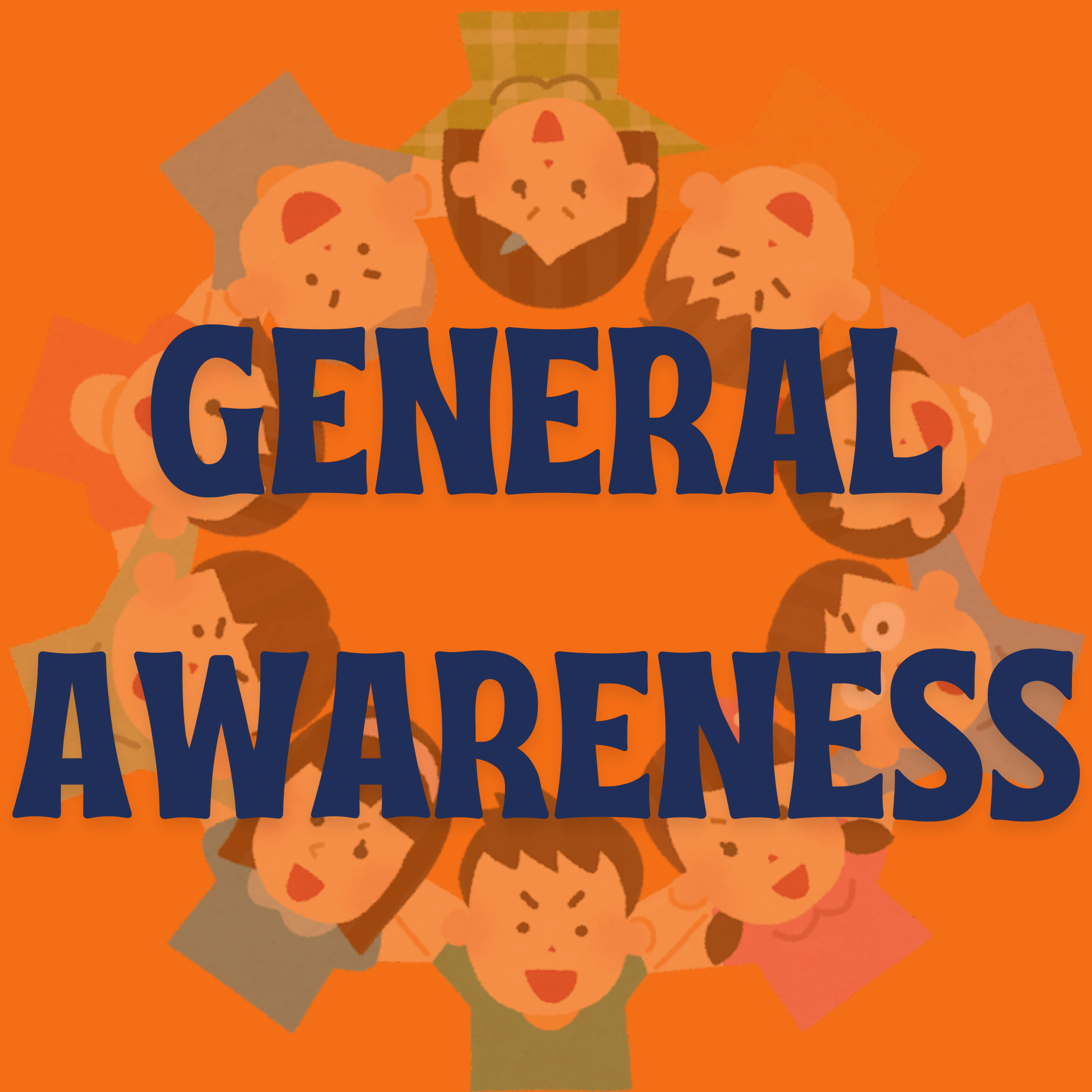
https://youtube.com/shorts/GBZQ_39i0dE?feature=shared



NOTE: Mention both upper case and lower case letters in the booklet. Make attractive border on each flash card and follow the given link for reference.

Language Fun Activity.

Roll Nos.	Include the given letters and pictures.
1-4	Aa- aeroplane, apple, astronaut, ant and apricot Bb - bag, ball, bird, bus and books. Cc - cup, cake, carrot, cow and caterpillar.
5-8	Dd - dog, dolphin, door, duck and dinosaur. Ee - engine, exercise, eggs, elephant and eight. Ff - flower, feather, fire truck, fence and fruits.
9-12	Gg - gorilla, geyser, garlic, glass and glue. Hh - helicopter, honeybee, hen, hand and hammer. Ii - iguana, inkpot, India, insect and inch tape.
13-16	Jj - juice, jug, jam, joker, jackal and jeans. Kk - kite, kangaroo, kiwi, king, kitten and keyboard. Ll - lock, lollipop, lion, ladybird, lotus and laptop.
17-20	Mm- muffin, mango, mushroom, moon, milk and mouse. Nn - nail, necklace, net, nail cutter, newspaper and nurse. Oo - octagon, oil, ox, octopus, otter, ostrich and olive.
21-24	Pp - pan, pear, pizza, peacock and penguin. Qq - quiet, quilt, queen, quill and question mark. Rr - raincoat, robot, rocket, rain, road and ring.
25-28	Ss- sofa, socks, sunflower, Santa Claus, school and snake. Tt - tap, table, tomato, trophy, truck and tent. Uu - urn, uncle, umpire, up under and upset.
29-32	Vv - vase, van, vest, violin and volcano. Ww - wolf, window, watermelon, washing machine, whale and whistle. Xx - xmas tree and x-ray.
33-34	Yy - yak, yogurt, yolk, yam, yoga and yellow. Zz - zip, zigzag, zucchini, zoom and zero.




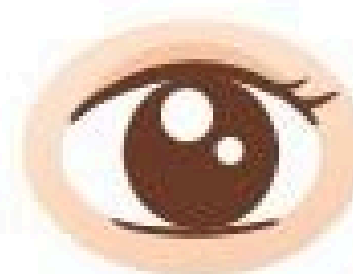




GENERAL

AWARENESS

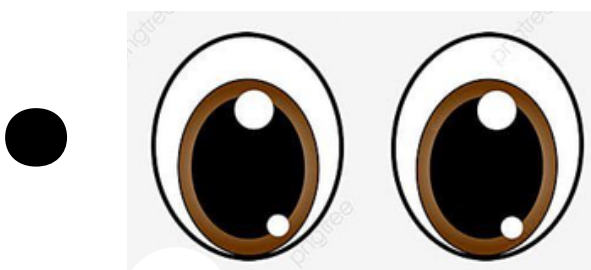
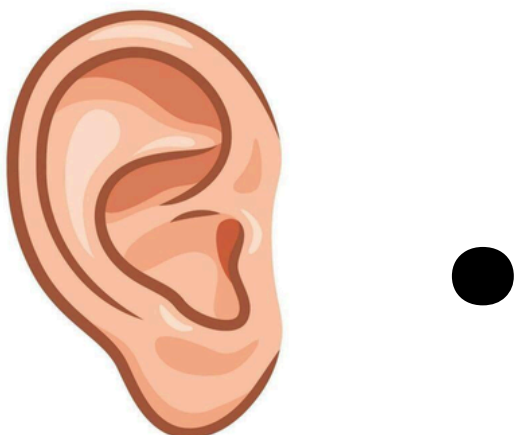

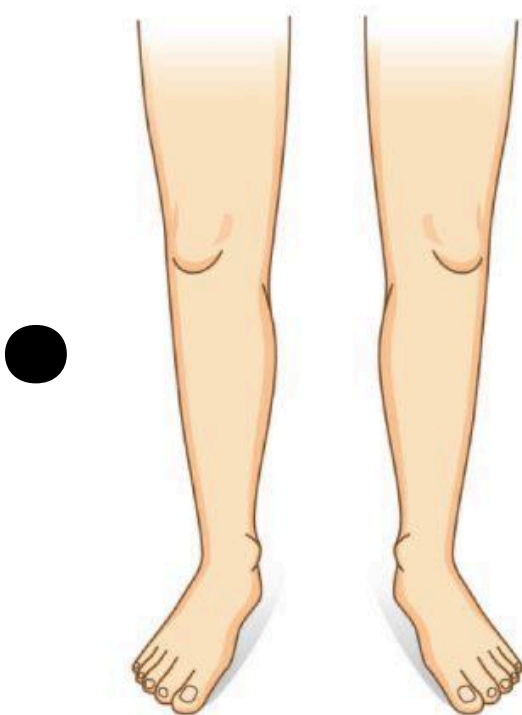
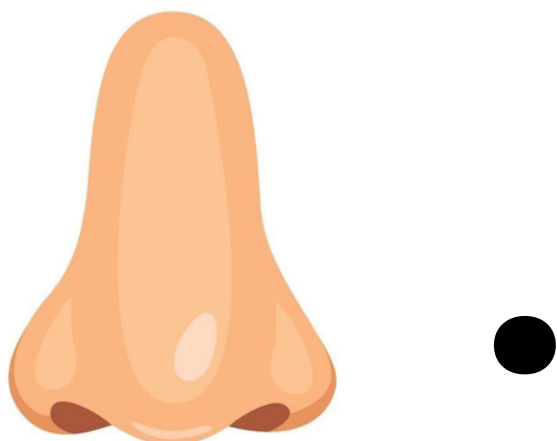
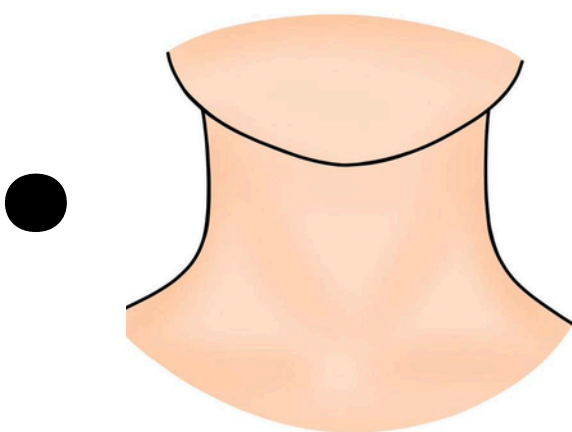
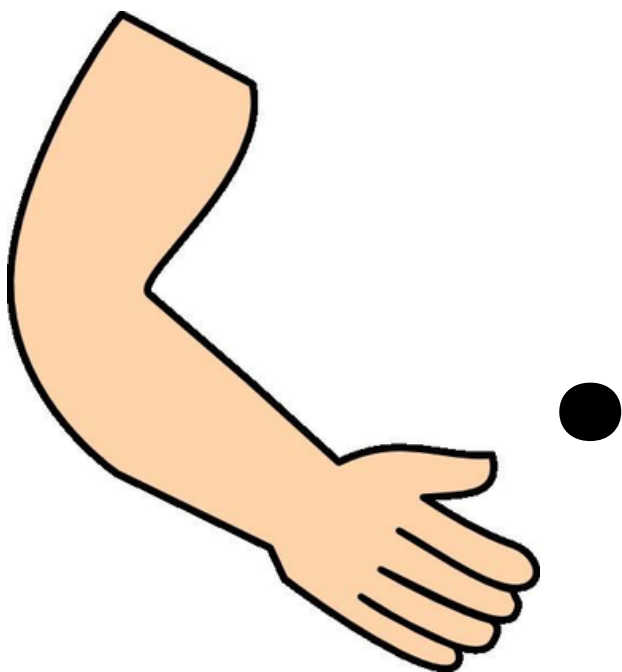

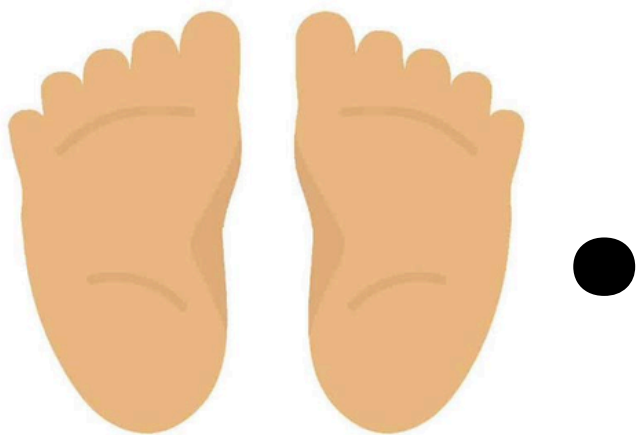
SENSE ORGANS:- SENSORY SENTINELS

Look at the picture on the left. Then, draw a circle around the sense organs that best matches the picture




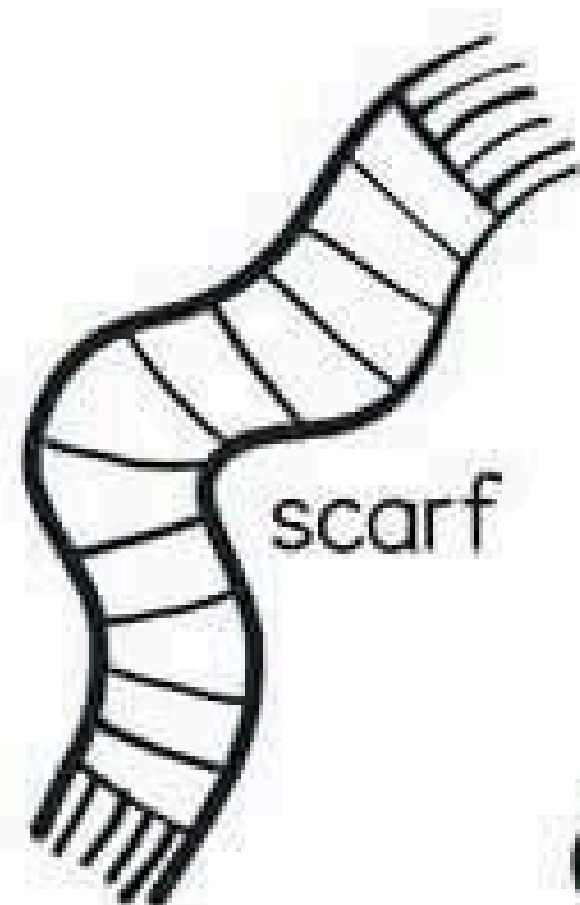

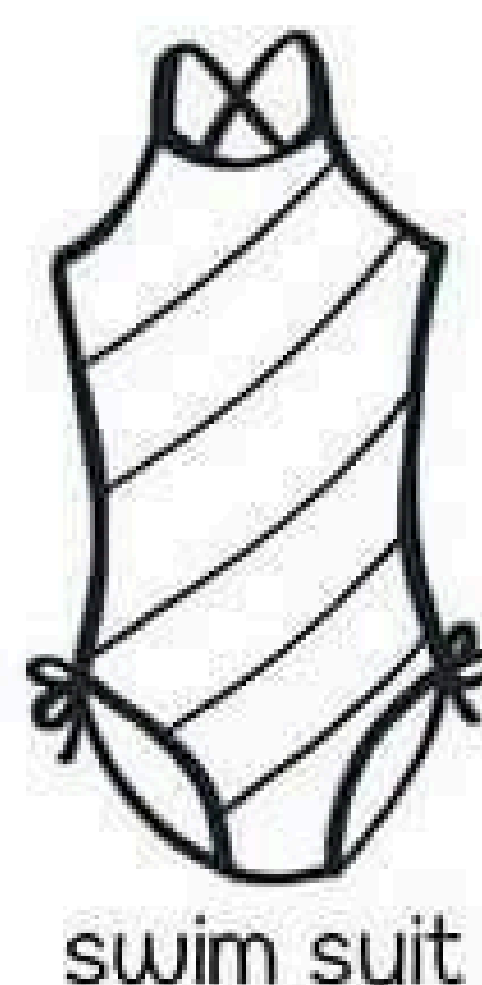
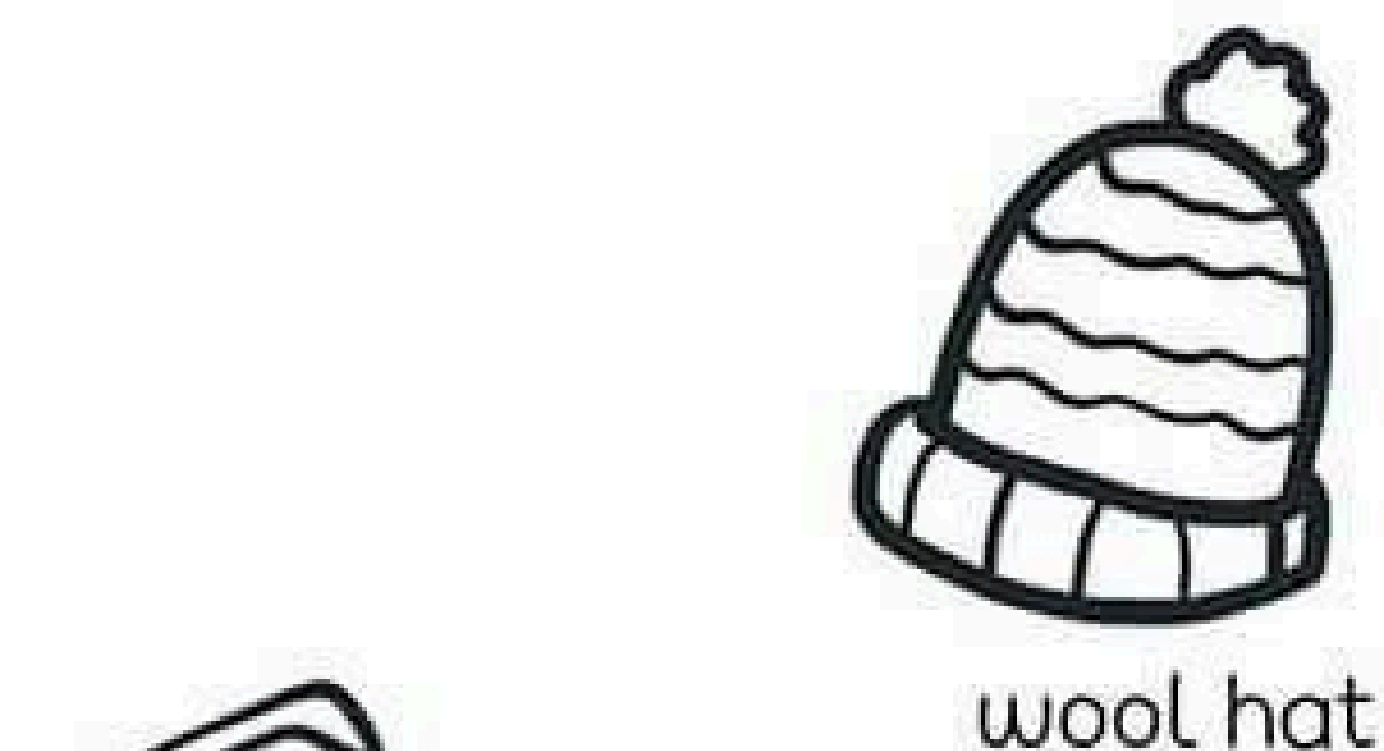
BODY PARTS - MY HUMAN FRAME

Identify and match the body parts.



SIZZLING SUMMER TIME

Colour the things you eat and wear in the summer season.








NUMERACY DEVELOPMENT



SHAPE ARTISTRY


Here are a few shapes for you to trace. Say the name of the shape while tracing the outline with black plastic crayon and then colour it.



TRACING FUN

Count and trace the numbers.

1




1

1

1

2

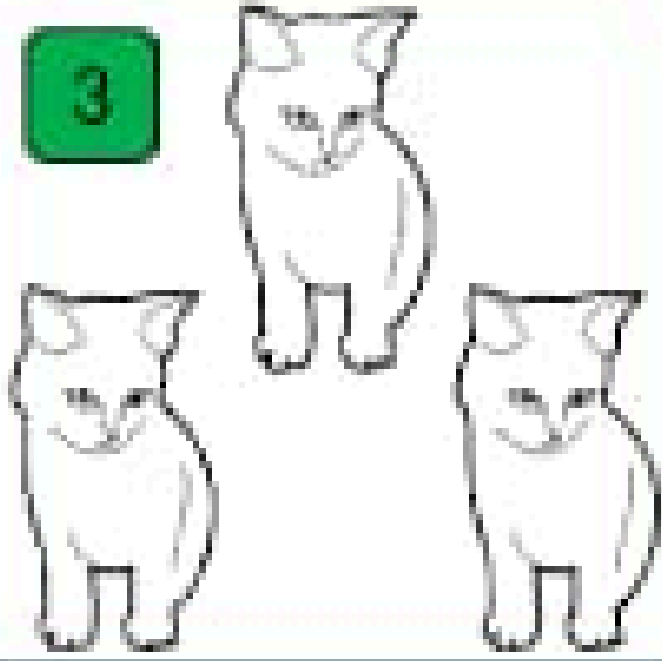


2

2

2

3











3

3

3

Colour the pictures in each category according to their actual colour. Cross the odd picture.

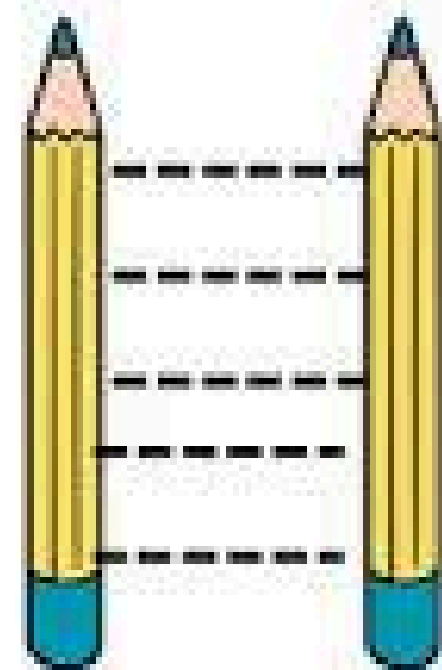
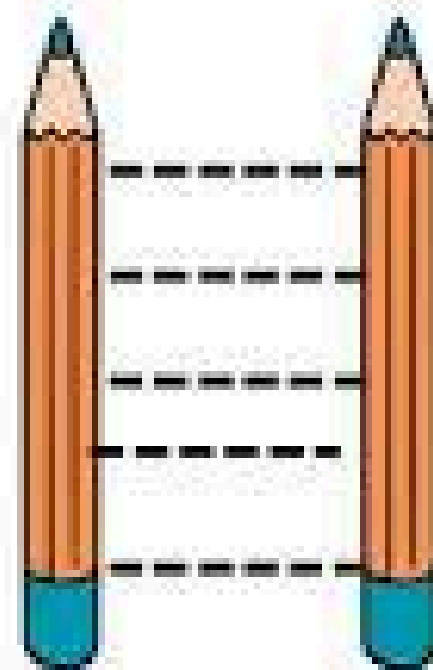







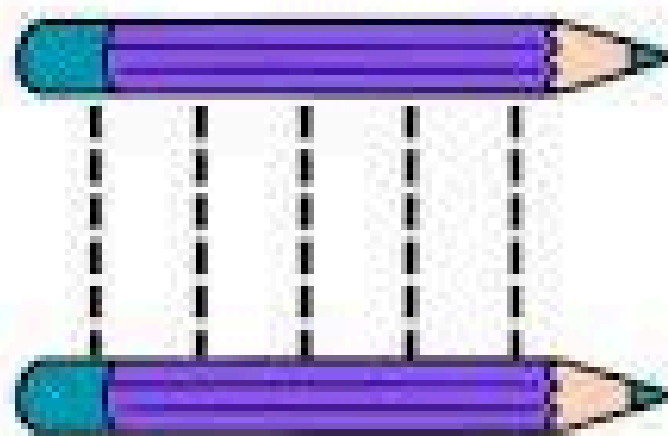
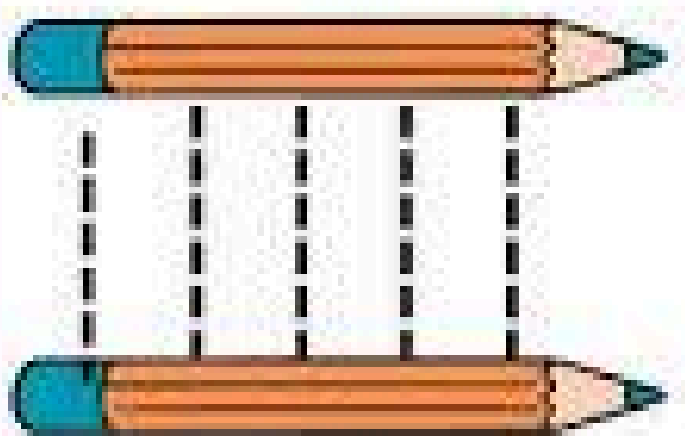
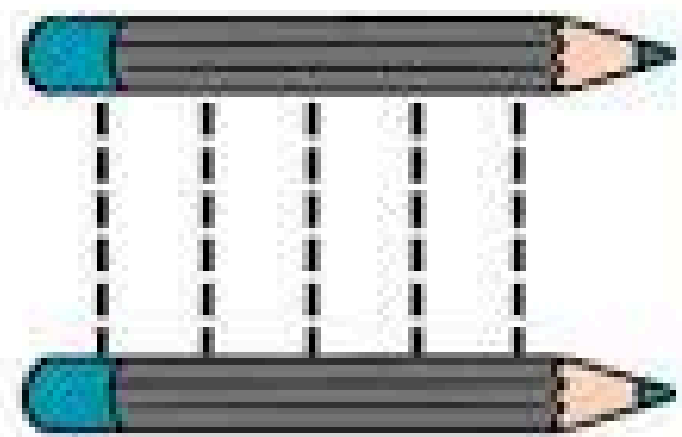







The background of the entire image is a vibrant pattern of overlapping circles in various colors including yellow, green, blue, red, and purple. A white rectangular border is centered on the page, enclosing the text.

KINESTHETIC DEVELOPMENT – FINE MOTOR SKILLS


LINE EXPLORER

Trace vertical lines from top to bottom and horizontal lines from left to right with plastic crayon.



CREATIVITY AT ITS BEST


Take a printout of the below given sheet. Help your ward to decorate it using crayons, cotton, mirrors, studs, crystals etc



ARTISTIC EXPRESSION

Frame Frenzy.

Make one attractive photo frame as shown in the images below using A4 size sheet (any colour). Decorate it using coloured flowers, sequins, studs, stickers ribbons, glitter etc. and send it to school.




The background of the slide is a vibrant pattern of overlapping circles in various colors including yellow, green, blue, red, and purple. The text is centered within a white rectangular frame.

KINESTHETIC DEVELOPMENT – GROSS MOTOR SKILLS

ROLL A TASK : BRAIN BREAK

Summer time is the time to be fit and agile. At the same time it is the time to enjoy with your loved ones. Roll the dice and do the simple exercises as instructed and see the change in yourself.

	20 Jumping Jacks	
	15 Sit-Ups	
	Hop on one foot	
	10 Push-Ups	
	Touch your toes (hold 15 seconds)	
	Run in place	

SPRING YOGA

"Yoga is like a special game where we move our bodies in different shapes to feel strong, happy, and calm". Practice the below shown Aasanas to be more fit and healthy.

International Day of
Yoga- 21 June 2025

Celebrate the day with your loved ones and save your memories by clicking pictures. Paste the pictures on A4 size sheet and bring it along with holidays HW assignment .



1. Say hello to the sun.




2. Pretend to be a tree.



3. Pretend to be a flying bird.

4. Pretend to be the falling rain.



5. Pretend to be planting seeds.

SIMON SAYS ACTIVITY


Uncle Simon says.....let the fun begin. Play this game with your friends and family during the holidays and follow the actions accordingly



Hop like a bunny!



Wag your tail like a dog!



Stomp like an elephant!



Flap your wings like a bird!




Gallop like a horse!



Roar like a lion!



Waddle like a penguin!



Swim like a fish!



Jump like a frog!



Crawl like a crab!



Buzz like a bee!



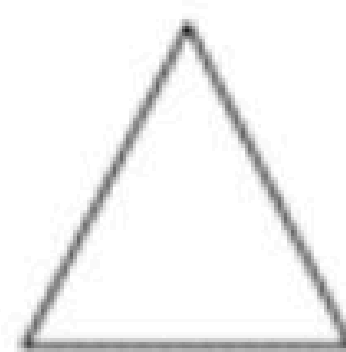














Stretch tall like a giraffe!



COGNITIVE DEVELOPMENT

ODD ONE OUT

Circle the shape that is odd one out in each row. This will enhance your ward's observation and judgemental skills.



Here are some links of activities related to cognitive development for your child.

- **Eye hand coordination**-picking up cotton balls/paper balls with peps.

Pincer's grip Activity

<https://youtube.com/watch?v=KXtTJE6cZr4&feature=shared>


- **Pre-writing exercises** - Writing warmup exercises,
https://youtube.com/watch?v=oSTHl_YEpGY&feature=shared


- **Finger exercises for pre-writing**

<https://youtube.com/shorts/lY3JaWBJUHM?feature=shared>

Fun exercise to tickle your brain. Let's see if you can find out three differences in picture 'B'.

Colour picture 'A'.



The background of the slide is a vibrant, abstract collage of musical elements. It features various colored musical notes (pink, orange, blue, black) and a large, stylized treble clef in pink. The background is composed of horizontal lines in shades of yellow, pink, and blue, with scattered dots and swirls. A large, rounded pink rectangle with a blue border is centered on the slide, containing the title text.

MUSICAL AND RHYTHMIC SKILLS

PERFORMING ARTS (MUSIC)

- **Learn Sargam Level 1 & 2**

- **Level 1**



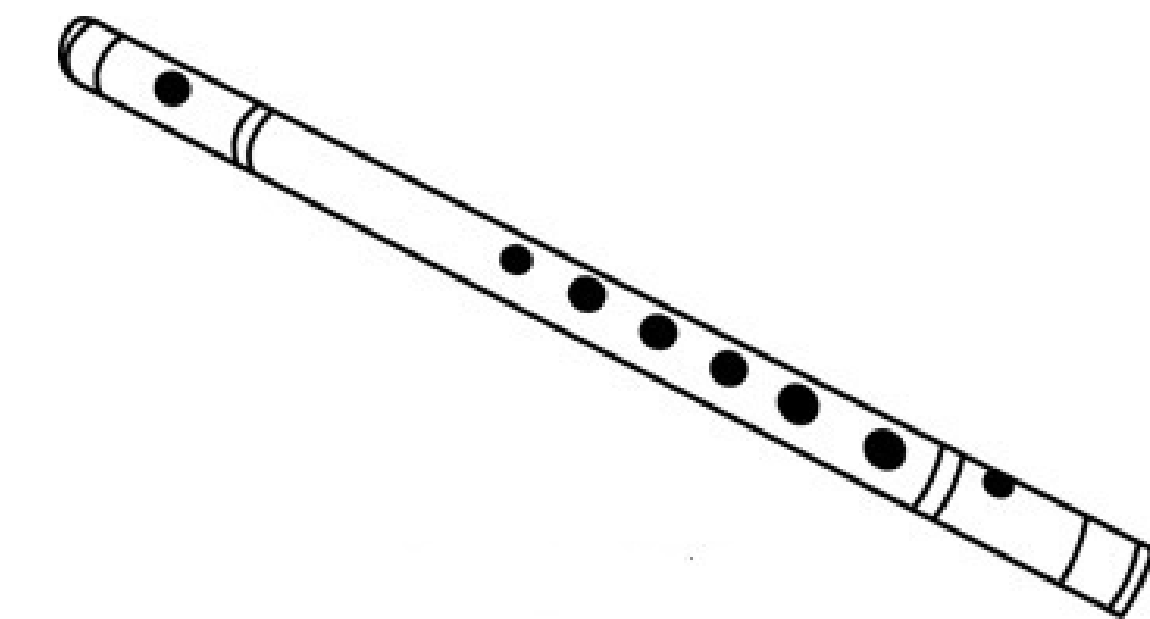
सा रे ग म प ध नी सां
सां नी ध प म ग रे सा

- **Level 2**

सासा रेरे गग मम पप धध नीनी सासां
सांसां नीनी धध पप मम गग रेरे सासा





- **Recognize and colour your favourite musical instruments**




PERFORMING ARTS (DANCE)

Please find below the links to curated dance videos for your ward to watch and practice during the summer break.

- <https://youtube.com/watch?v=lujMQ3V1U-k&feature=shared>
- https://youtu.be/Z67AyvBLaKU?si=6_Wjmii2-uwDKDlO
- <https://youtube.com/watch?v=O3OqOu97XfA&feature=shared>




TECHNO SKILLS




Parts of a Computer


Your body has many
parts. So do I!
Let's say it aloud
together!



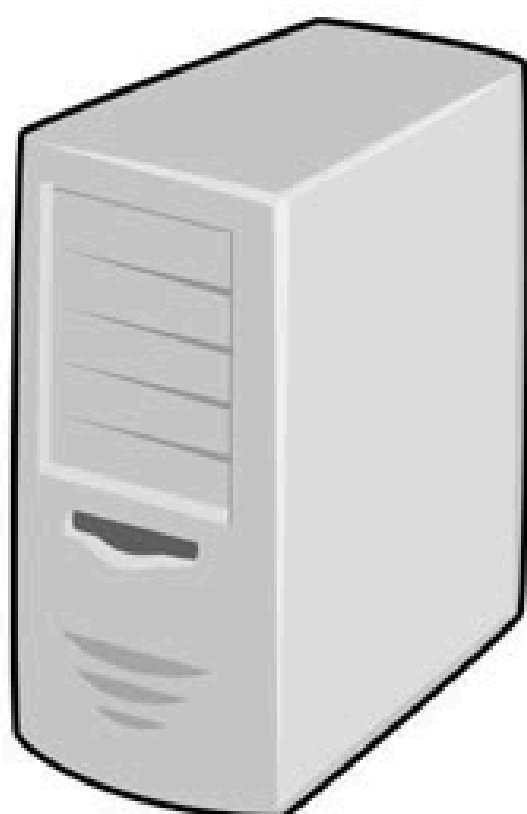
MONITOR



MOUSE



KEYBOARD

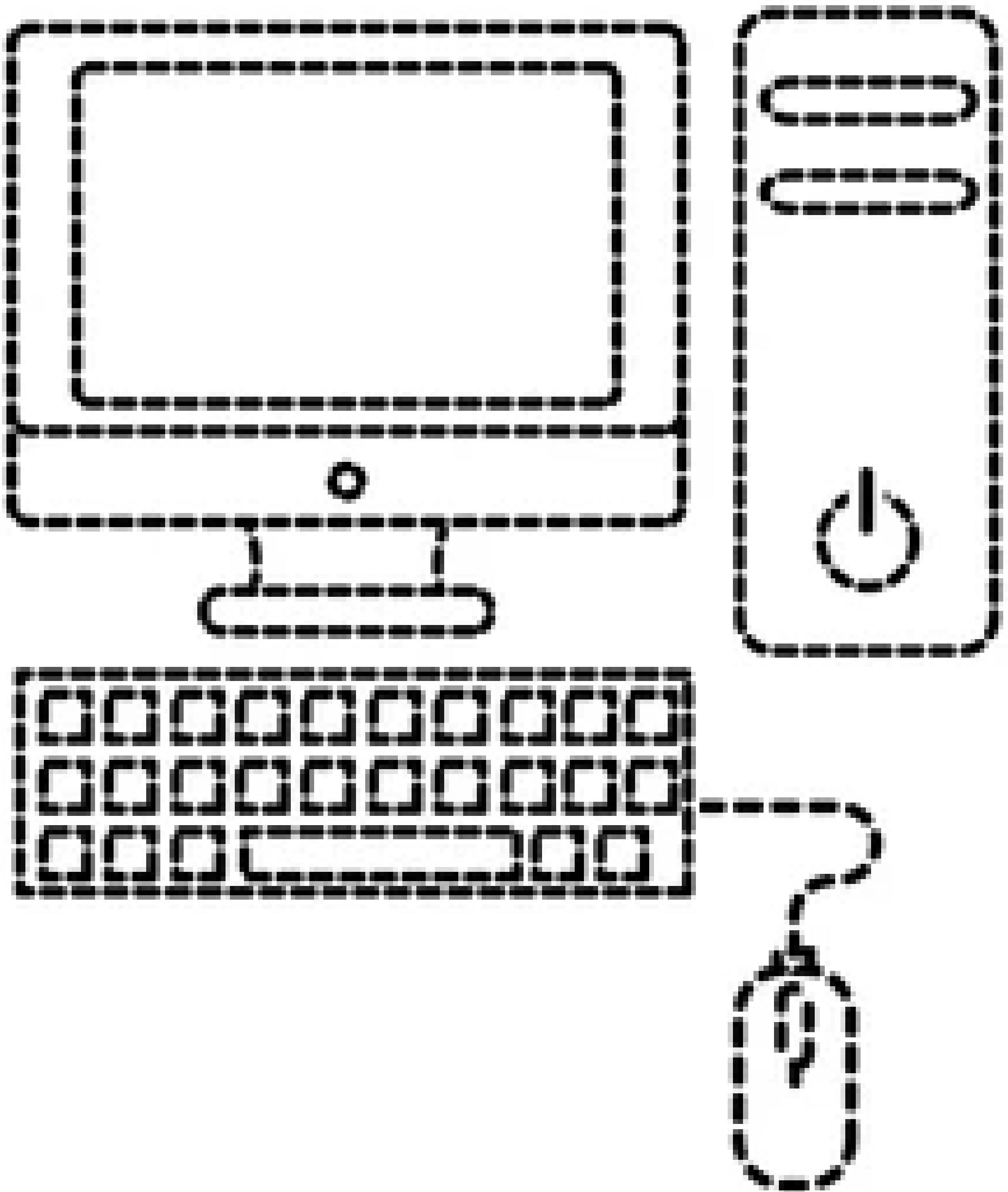



CPU



DIGITAL DOODLES

Join the lines and complete the picture. Make it colourful using plastic crayons and decorate it.



A vibrant beach scene with palm trees, a red and white umbrella, and a colorful water splash border. The background features a blue sky with white clouds and three blue birds. The foreground shows a sandy beach with a red and white striped umbrella on the left. The water is blue with white foam. A large, colorful splash of water in various colors (red, orange, yellow, green, blue, purple) frames the central text.

**Splash, giggle,
dance in the sun —
summer break is
full of fun!**