



**N.K BAGRODIA PUBLIC SCHOOL  
AHINSA MARG, SEC-9 ,ROHINI DELHI**



**Read. Write. Think.**

**Dear Parents,**

**Keep your child's brain active over break without them knowing they're doing "homework."**

**Summer vacation is every child's favourite time of the year as they can do all the things they enjoy during these days. Children get a chance to learn new hobbies and spend more time with their friends.**

**Embracing the cheerful news of summer break, to keep the students busy and channelise their energy in proper direction, assignments of all subjects have been designed for students. Facilitate your ward to attempt the assignments creatively and independently as it will help them to elevate their skills and spend their vacation ingeniously . Let your children explore the world through their favourite books/stories/novels and share them with their siblings /parents /grandparents. Students must visit various places and explore the exquisite world around them.**

**Enjoy your vacation !!!**



N.K. BAGRODIA PUBLIC SCHOOL  
Ahinsa Marg, Sector - 9, Rohini, Delhi - 110085  
SESSION: 2023 - 2024  
Class - II  
HOLIDAY HOMEWORK



# English

## 1. Reading Activity


Read any one story from the list given below. (You can even listen to the story by following the link!).

Rapunzel

Cinderella

Merida

Stories




Kindly note that each task given below is to be done on a separate A4 size sheet. After completing all the tasks, put all the sheets neatly in a folder.

- Write the title of the story beautifully.
- Write the names of the characters of the story and one adjective describing each character on the same sheet.
- Make a beautiful bookmark, either drawing your favourite character from the story or writing a quotation from the story.

## 2. Writing Practice

- Do one page cursive writing daily.
- Write new word daily with it's meaning. Also frame one sentence using the word.

(To be done in a thin English notebook)





# हिंदी

- करवाए गए पाठों को निरंतर पढ़ें व कापी में लिखवाए गए अभ्यास लिखकर याद करें।
- किसी भी विषय पर चार पंक्तियों की एक स्वरचित कविता लिखें और चित्रों से सजाएँ।

(ए- 4 आकार के पृष्ठ पर)

- कोई भी पाँच रोचक व शिक्षाप्रद कहानियाँ पढ़ें व एक कहानी ( around 2 min) हाव भाव सहित याद करें।
- मोती मेरे अक्षर सुलेख अभ्यास पुस्तक में पृष्ठ 1 से 20 तक पूरा करें।
- दिए गए अनुक्रमांक ( रोल नं०) के अनुसार बताए गए व्याकरण विषयों पर एक आकर्षक मेज़ की चटाई ( टेबल मैट ) बनाएँ ।

अनुक्रमांक.

1-25

26-30

31-35

36-40

41-44

विषय

संज्ञा

विशेषण

समान अर्थ वाले शब्द

वचन बदलो

संयुक्ताक्षर शब्द




एक आकर्षक मेज़ की चटाई ( टेबल मैट) बनायें और उसे लैमिनेट भी करवायें

- पाठ्य पुस्तक ( सुनहरी धूप) में दी गई कविताओं को केवल ए- 4 आकार के पृष्ठ पर सुंदर तरीके से लिखकर चित्र द्वारा दर्शाएँ।



# Maths

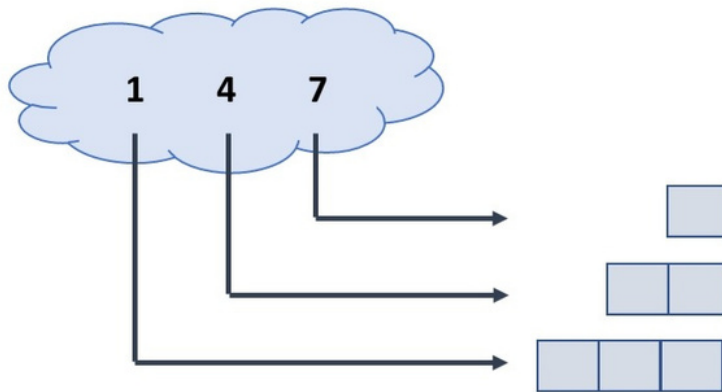


NOTE : Do the following questions on A4 size sheets in an presentable manner:

Q1. Complete:

a) Number name of 185 is \_\_\_\_\_

b)



c)  $100 + 20 + 7 =$  \_\_\_\_\_

d) One hundred twenty-eight will be written as \_\_\_\_\_.

e) Add the following:

<b>1</b>	<b>156</b>	<b>2</b>	<b>233</b>	<b>3</b>	<b>222</b>
	<b>+ 532</b>		<b>+ 445</b>		<b>+ 444</b>
	_____		_____		_____
	_____		_____		_____

f) Arrange the following:


Ascending order

Descending order

The illustration shows a girl in a pink dress standing on a wooden ladder. Above her are two clouds of numbers. The left cloud is labeled 'Ascending order' and contains the numbers 65, 73, 82, 33, and 59. The right cloud is labeled 'Descending order' and contains the numbers 12, 28, 54, 47, and 69. Below the clouds are two columns of five empty rectangular boxes each. Arrows point from the boxes towards the girl. A red arrow on the left points upwards, and a red arrow on the right points downwards.

g) A.

Animal race:



In the race who is coming:

a. 1st? \_\_\_\_\_

d. 4th? \_\_\_\_\_

b. 2nd? \_\_\_\_\_

















e. 5th? \_\_\_\_\_

c. 3rd? \_\_\_\_\_

f. 6th? \_\_\_\_\_

B.

Write the position of the animals.

							
	4th _____		_____		_____		
	_____		_____		_____		
	_____				_____		

**Q2. ART INTEGRATED PROJECT :**

- a. Make a rangoli pattern. ( Roll NO. 1 - 15 )
- b. Make a wall clock model using simple paper craft.  
( Roll No. 16 - 30 )
- c. Make a simple abacus model and represent a 3 digit number on it. (Roll No. 31 onwards )

**Q3. Write and learn tables from 2 to 5 in your maths notebook.**



# General Awareness

Project Work- Country South Korea




Do the project work as per your class and section

2A

- Cuisines (roll no 1- 22)
- Festivals (roll no 23- 44)

2B

- Tourist Places (roll no 1- 22)
- Famous personalities ( roll no 23- 44)



2C

- Culture and music / dance ( roll no 1- 22)
- Traditional dresses (roll no 23-44)



2D

- Flora and Fauna ( roll no 1- 22)
- Sports (roll no 23- 44)


2E

- Capital city Seoul (roll no 1- 22)
- National Symbols (roll no 23-44)



**K-POP**


Note: Use A 3 size Ivory sheet for the above project work





# Computers

Prepare a picture collage displaying the places where computers are used on an A4 size sheet, kindly decorate and laminate also.



EDUCATION  
Private Limited

