



N.K. BAGRODIA PUBLIC SCHOOL

AHINSA MARG, SECTOR-9, ROHINI-110085



CLASS – 1 (SESSION 2024-25)

SUMMER VACATION ASSIGNMENTS

LEARN

EXPLORE

GROW

CREATE





N.K. BAGRODIA PUBLIC SCHOOL
AHINSA MARG, SECTOR-9, ROHINI

Class 1 (Session 2024 – 25)
SUMMER VACATION ASSIGNMENTS

Dear Parents,

Namaskar!

Summer Vacation! A long time to rejoice and recreate for all children.

It is an appropriate time when the parents spend quality time with their children and try to discover their hidden potential, realize their talents and explore their inner self. Following are the suggestions that will help the children to spend their vacations judiciously.

- Vacation give children a chance to relax. Besides relaxing, there should be a healthy mix of play and work. Channelize their energy with their favorite hobby, creative and constructive work.
- Encourage your child to eat healthy food to strengthen their body. Help your child in making Non -Fire cooking items .(Ex. Cold sandwich, Lemonade, Sprouts salad)
- Take your child for outing and fun. Spend maximum time with him/her to develop an everlasting bond.
- Help your child to inculcate reading habits. (Ex. Panchtantra Kahaniya, The Jungle Book, Jack and the Beanstalk etc.)
- Converse with your child in English.

Example-



- a. What was the best thing that you did today?
 - b. What was the funniest thing that happened today?
 - c. Tell me something that your friend said today.
 - d. What was the hardest thing that you did today?
- Help your child to inculcate good habits and encourage him/her to wish elders in the morning.
 - Kindly ensure that your child completes his/her homework neatly.
 - Encourage and only supervise your child to complete the assignments creatively and independently as it will help them to improve their writing skills.

LANGUAGE 1 - ENGLISH

- a.** Learn a poem of 10-15 lines, with actions on any **one** of the following topics:
1. Air
 2. Good manners
 3. Family
 4. Save Earth
- b.** Learn and write two new words daily with their meanings in a new Yellow School Notebook.
- c.** Word building – Form 5 different 2/3/4 letter words from the words given according to your roll no. Write on A-4 size sheet.

| Roll No. | Topic | Example |
|----------|-----------|---------|
| 1-8 | aeroplane | plan |
| 9-18 | transport | art |
| 19-28 | carpenter | car |
| 29-37 | elephant | ant |
| 38-45 | butterfly | buy |

- d.** Kindly prepare the following materials under the guidance and supervision of your parents according to your roll number. Samples are also attached.

| Roll No. | Material to be made | Sample |
|----------|------------------------------------|---|
| 1 - 5 | Action words- Flashcards |  |
| 6 - 10 | Magic words- Colourful Cut outs |  |

11 - 15

Sight words- Cut outs/
Flash cards

FIRST GRADE SIGHT WORDS

| | | | |
|-------|-------|-------|-------|
| after | again | an | any |
| as | ask | by | could |
| every | fly | from | give |
| going | had | has | her |
| him | his | how | just |
| know | let | live | may |
| of | old | once | open |
| over | put | round | some |
| stop | take | thank | them |
| then | think | walk | were |
| when | | | |

16 - 20

Make a chart of position words



21 - 25


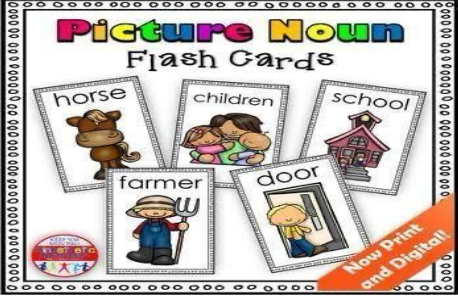

Look at the sample picture and make a cut out of Article.



26 - 30

Make flashcards on various helpers (name and pictures)



| | | |
|----------------|---|---|
| <p>31 - 35</p> | <p>Make flashcards on Opposites</p> <p>(sample+ any 2 of your choice)</p> |  |
| <p>36 – 40</p> | <p>Make flashcards on – Name, Place, Animal and Thing, starting with letter – A, B, C, D</p> <p>Ex. Ajay, Assam, Ant, Apple</p> |  |
| <p>41- 45</p> | <p>Wh Family words- Make the sample on A-3 size sheet)</p> |  |

Learning Outcomes-

- This framework aims to enhance language through interactive methods.
- Students will learn and demonstrate understanding of poems, expand vocabulary, revise previous learning, and engage in word building activities.
- They will also work on recognizing action words, sight words, and position words, while learning about articles, helpers in the community, opposite words, nouns, and "Wh" family words.

LANGUAGE 2 : हिन्दी

१. ए-३ आकार के पृष्ठ पर एक कहानी का सुंदर चित्र बनाए
२. लाल ३ इन १ कॉपी में एक पृष्ठ सुलेख प्रतिदिन लिखिए
३. कक्षा में कराए गए कार्य का लिखित अभ्यास पीली कॉपी में करें
४. कोई एक भजन या दोहा याद करें
५. अपने क्रमांक के अनुसार दिए गए कार्य के १० फ्लैश कार्ड बनाए (अकार - 15 cm x 15 cm)

| क्रमांक | विषय |
|---------|---------------------|
| 1- 5 | फल व सब्जियां |
| 6 - 10 | जानवर |
| 11- 15 | रंग |
| 16 -20 | खेल |
| 21 - 25 | विलोम शब्द |
| 26 - 30 | एकवचन / बहुवचन |
| 31 - 35 | लिंग बदलो |
| 36 - 40 | मात्रा किट (क - ण) |
| 41 - 45 | मात्रा किट (त - ह) |

NOTE:

Reference for roll no. 36 – 40

https://youtu.be/vCh_EBhxri4?feature=shared

Reference for roll no. 41 - 45

https://youtu.be/vCh_EBhxri4?feature=shared

अधिगम प्रतिफल

- छात्रों में स्वरों के मातृक स्वरूप को पहचानने, उच्चारित करने तथा लिखने की रुचि जागृत करना ।
- सुंदर हस्तलेखन पर बल देना ।
- उनकी स्मरण शक्ति एवं स्व विवेक को विकसित करना ।

NUMERACY

1. Given below are the names of fruits. Count the number of letters and write them in both figures and words. Draw the table and complete it. The first one has been done for you.

| NAMES OF FRUITS | NO. OF LETTERS IN EACH WORD | NUMBER NAMES |
|-----------------|-----------------------------|--------------|
| APPLE | 5 | five |
| BANANA | | |
| STRAWBERRY | | |
| CUSTARD APPLE | | |
| RASPBERRIES | | |
| MUSKMELON | | |
| KIWI | | |
| AVOCADOS | | |

2. Do 2 sums of addition daily in Yellow school notebook.

3. Make the following according to the roll numbers. The links have been added for reference. You can be creative in your own way.

| Roll No. | Task | Reference Link |
|----------|---|---|
| 1 - 5 | A model of Adding Machine | https://www.youtube.com/watch?v=4XITnI8mTE8 |
| 6 - 10 | A model of Shapes | https://www.youtube.com/watch?v=rvK008_Qfts |
| 11 - 15 | A model of wall clock | https://www.youtube.com/watch?v=XRDfh_nwTKI |
| 16 - 20 | A wall hanging of Days of the Week | https://www.youtube.com/watch?v=e6plfh9CbFM |
| 21 - 25 | A wall hanging of Months of the Year | https://www.youtube.com/watch?v=0wB4gpcmMYI |
| 26 - 30 | A model of piggy pockets along with notes with denominations of 1, 2, 5, 10, 20 and | https://www.youtube.com/watch?v=eMzSiLyGrRg |

| | | |
|---------|---|---|
| | 50 (3 notes each) | |
| 31 – 35 | Number Kit (0 to 10) along with symbols of addition, subtraction and multiplication | https://www.youtube.com/watch?v=Wnoyped1Wf0 |
| 36 – 40 | A model of weighing balance | https://www.youtube.com/watch?v=Wnoyped1Wf0 |
| 41 - 45 | A 2D representation of ordinal numbers on A3 size sheet | https://www.youtube.com/watch?v=9Fmn1MxjWfM |

Learning Outcomes

- Recognize and identify the numbers from 1 to 100.
- Compare and arrange the numbers in sequence.
- Write the numbers from 1 to 20.

GENERAL AWARENESS

Instructions:

- Prepare a poster on the given topic as per your roll no.
- Make it on A-3 size sheet
- You may draw and colour OR cut and paste in the poster

| Roll No. | Topics |
|----------|--|
| 1 - 5 | ANIMALS (Land and Water Animals - 2 each) |
| 6 - 10 | PLANTS (Parts of the plant) |
| 11 - 15 | SEASONS (Clothes we wear in each season) |
| 16 - 20 | VEGETABLES (5 Root vegetables) |
| 21 - 25 | SAFETY RULES (Traffic signs – any 6) |
| 30 - 35 | TRANSPORT (Land, Air, Water vehicles – 2 each) |
| 36 - 40 | NATIONAL SYMBOLS – Any 5 |
| 41 - 45 | SAVE MOTHER EARTH |

Learning Outcomes:

- Broaden their understanding and enhance their critical thinking skills
- Remember the names and things we use in each season
- Define the festivals and their religious aspect
- Classify the types of animals
- Label the parts of the plant
- Understand the relevance of transportation and safety rules
- Apply and analyze the importance of air and water
- Demonstrate knowledge about the significance of Mother Earth

GOOD TOUCH AND BAD TOUCH

Childhood is an age of innocence, simplicity, love and affection. But with all the goods they are required to be aware of their surroundings. It's a collective responsibility of the parents and the teachers to empower them with all the required knowledge and awareness which must include the knowledge of

“The Good Touch and The Bad Touch”.

Listen to the given poem, learn and enjoy it along with your friends and family.

Link- <http://surl.li/tkpjs>

I keep my hands to myself

My hands to myself

I keep my hands on my body

Not on anybody else

I put my hands on my head

I put my hands on my nose

I put my hands on my knees

I put my hands on my toes



“Let us understand and respect gender equality.”

TECHNO SKILLS (MOUSE SKILLS)

Make a beautiful collage of natural and man-made things on A4 size bordered sheet and laminate it.

Learning outcomes

Students will be able to distinguish between the natural and man-made resources as a first step to understand them.

CREATIVE AND AESTHETIC SKILLS

1. Do the Art Book page no.-- 27, 28, 29, 30 and 31.
2. Refer to the video link and prepare a model of “Trophy Cup”
Link: <https://pin.it/mZKjESjJQ>

Learning Outcomes-

- enhance their fine motor skills.
- enhance imagination and creativity.



Language Sheet - 1

Name- _____ Class- _____ Roll no.- _____

Q. Read the passage carefully and answer the ensuing questions-

Tim is sad.

Tim wants to go to zoo.

He wants to see a lion.

Don't be sad Tim!



- 1) Why Tim is sad?
 - A) He wants to go to park.
 - B) He wants to go to zoo.
 - C) He wants to go to school.

2) Tim wants to see a _____.

3) Do you like to go to zoo? (Yes / No)

4) What do you see in the zoo?

5) Write a rhyming word and draw its picture.

mad - _____

bee- _____

Date: _____

Teacher's Signature: _____

Language Sheet - 2

Name- _____ Class- I- _____ Roll no. _____

Q. Read the passage carefully and answer the ensuing questions-

A vet helps dogs and cats.

A vet works in a clinic.

A vet is a doctor.

He takes care of animals.



Q1. Put (V) or (x):

a) A vet helps dogs and cats. _____

b) A vet works in a school. _____

Q2. Complete the following :

a) A vet is a _____

b) He takes care of _____

Q3. Write the names of two animals and draw their picture.

1. _____

2. _____

Date: _____

Teacher's Signature : _____

Language Sheet – 3

Name- _____ Class- I- _____ Roll no. ____

Q. Read the passage carefully and answer the following questions-

My family lives in a house. Our house is very nice. It has two bedrooms. We cook and eat in the kitchen. We watch TV in the living room. My favourite room is my bedroom. I like to read books and do my homework in my bedroom.

1. My family lives in a _____.
2. Our house has two _____.
3. We cook and eat in the _____.
4. We watch TV in the _____.
5. My favourite room is _____.
6. I like to read books and do my homework in my _____.

Date- _____.

Teacher's Signature _____

Language Sheet – 4

Name- _____ Class- I- _____ Roll no. _____

Picture Composition

Look at the picture and fill in the correct word.



bed

bag

red

fat

1. Bob has a _____.

2. The bag is _____.

3. A cat is on the _____.

4. It is a _____ cat.

Date- _____.

Teacher's Signature: _____

Language Sheet – 5

Name- _____ Class- I- ____ Roll no. _____

Picture Reading

Look at the picture. Write 6 sentences about the picture. Use the word bank below to help you.



THE BROWN PUP

Word bank- happy, bark, play, food, jump, loyal

1. _____
2. _____
3. _____
4. _____
5. _____
6. _____

Date _____

Teacher's Signature- _____

Language Sheet – 6





TOPIC- BLENDED SOUND

Name- _____







Section- _____

Roll No. _____

Q1. Look at the picture. Which letters match the beginning of the word? Colour the blends.

| | | | | |
|---|----|----|----|----|
|  | fl | dr | br | pl |
|  | fl | tr | fr | gr |
|  | br | cr | sl | cl |
|  | sn | tr | sr | pl |

Q2. Choose the correct consonant blend to complete the word.

| | | | | |
|---|-------|--|-------|--|
| gr fl br st fr | | | | |
| cl gl cr pl dr | | | | |
|  | __ass |  | __um | |
|  | __ag |  | __ush | |
|  | __ant |  | __ar | |

Date- _____

Teacher's Sign- _____

नाम: _____

कक्षा: _____

अनुक्रमांक: _____

अनुच्छेद लेखन (आ की मात्रा)

1. चित्रों के नाम लिखकर अनुच्छेद पूरा कीजिए।

एक  था। घर की 
..... पर  के पेड़ की छाया
थी। राम छाया में बैठकर 
पढ़ता था। एक बार एक 
राम के ऊपर गिरा। राम के 
खराब हो गए। राम  पर
जाकर नहाया। फिर 
छा गए। पानी बरसा। राम ने बारिश में
एक  रख दिया। टब
भर गया।



दिनांक: _____

अध्यापक हस्ताक्षर: _____

नाम: _____

कक्षा: _____

अनुक्रमांक: _____


व्याकरण:

क) फल व सब्जियों के नाम लिखिए और चित्र बनाए। (आ की मात्रा)

फल

1) _____


2) _____



सब्जियाँ

1) _____

2) _____




ख) जानवरों के नाम लिखिए और चित्र बनाइए। (इ, ई की मात्रा)

इ

1) _____


2) _____



ई

1) _____


2) _____



ग) शरीर के अंगों के नाम लिखिए और चित्र बनाइए। (आ की मात्रा)


1) _____

2) _____



3) _____

4) _____



दिनांक: _____

अध्यापक हस्ताक्षर: _____

नाम: _____

कक्षा: _____

अनुक्रमांक: _____

हिन्दी रचनात्मक - लेखन अभ्यास



सही उत्तर चुनकर रिक्त स्थान भरिए।

विषय - आम

संकेत - आम , मीठा , राजा , दादी , गरमी

- 1) आम _____ के मौसम का फल है ।
- 2) यह स्वाद में खट्टा _____ होता है ।
- 3) _____ को आम का आचार पसंद है ।
- 4) मम्मी _____ की चटनी बनाती है ।
- 5) यह फलो का _____ कहलाता है ।

कला एकीकरण-

आम से मम्मी घर में क्या-क्या बनाती हैं? दो ऐसी चीजों के चित्र बनाकर, रंग भरए।

दिनांक: _____

अध्यापक हस्ताक्षर: _____

नाम: _____

कक्षा: _____

अनुक्रमांक: _____

गद्यांश पढ़कर प्रश्नों के उत्तर लिखिए।



हरिया साइकिल पर आता था। एक दिन वह हिरन का खत लाया। हिरन मिठाई लाया। हरिया मिठाई खाकर चल दिया।

क) सही उत्तर पर गोला लगाओ।

कौन साइकिल पर आता था?

राजा रूपा कलाकार हरिया

ख) खाली स्थान भरिए।

हिरन _____ लाया।

ग) समान तुक वाले शब्द-

आता- _____

दिया- _____

घ) लिंग बदलो- हिरन - _____

ङ) वाक्य बनाइए

खत - _____

दिनांक: _____

अध्यापक हस्ताक्षर: _____

नाम: _____

कक्षा: _____

अनुक्रमांक: _____

व्याकरण

प्रश्न क) जोड़कर शब्द पूरा करिए।

1 र + थ = _____

6 पा + ठ + शा + ला = _____

2 म + ट + र = _____

7 चि + म + टा = _____

3 श + र + ब + त = _____

8 सा + इ + कि + ल = _____

4 स + ला + द = _____

9 रि + म + झि + म = _____

5 ट + मा + ट + र = _____

10 ब + क + री = _____

प्रश्न ख वर्णों को सही क्रम में लिखकर शब्द बनाइए।

1 ह ल म = _____

6 ज बि ली = _____

2 र ग न = _____

7 स गि ला = _____

3 व उ प न = _____

8 पी ता प = _____

4 ल पा क = _____

9 र सि ता = _____

5 म आ रा = _____

10 ली छ म = _____

दिनांक: _____

अध्यापक हस्ताक्षर: _____





एन. के. बागरोडिया पब्लिक स्कूल
अहिंसा मार्ग, सेक्टर - ९, दिल्ली - ११००८५


हिंदी - कक्षा १, विषय - संयुक्ताक्षर

नाम- _____ कक्षा- _____ रोल न.- _____

१. चित्र का नाम लिखकर वाक्य पूरे करो।





क. इस  _____ को भगा दो।

ख. बाज़ार से  _____ ले आओ।

ग.  _____ हमें सत्य बोलना सिखाते हैं।

घ. नेहा ने  _____ लिखी।

२. चित्रों को उनके नाम से मिलाओ।

| | |
|------------|--|
| 1. ग्वाला | क.  |
| 2. पुस्तक | ख.  |
| 3. कान्हा | ग.  |
| 4. बिस्कुट | घ.  |

तिथि- _____

शिक्षक चिन्ह- _____

NUMERACY
Sheet -1
TOPIC – SKIP COUNTING

NAME - _____ CLASS - _____ Roll No : _____

The Skip Counting Mouse

A diagram showing a path for a mouse to follow. The path consists of circles connected by dotted arrows. The sequence of numbers in the circles is: 2, 4, an empty circle, an empty circle, an empty circle, 12, an empty circle, an empty circle, 18, and an empty circle. The path starts at a mouse on the left and ends at a wedge of Swiss cheese on the right.

Date: _____

TEACHER'S SIGN. - _____

NUMERACY

Sheet -2

TOPIC – BEFORE/AFTER/BETWEEN

NAME - _____

CLASS - _____

Roll No; _____

Before

____ 8

____ 17

____ 12

____ 1

____ 20

____ 44

____ 65



Between

1 ____ 3

20 ____ 22

8 ____ 10

14 ____ 16

31 ____ 33

19 ____ 21

11 ____ 13



After

6 ____

13 ____

29 ____

34 ____

17 ____

42 ____

39 ____



Date: _____

TEACHER'S SIGN. - _

NUMERACY

Sheet -3

TOPIC – PUT THE SIGN (>/</=)

NAME - _____ CLASS - _____ Roll No - _____

25 19

33 48

57 11

42 42

15 79

29 46

18 17

51 39

43 48

68 11

26 62

34 34

39 72

18 27

48 48

79 38

67 33

49 26

91 19

84 84

26 29

Date: _____

TEACHER'S SIGN. - _____

NUMERACY

Sheet -4

TOPIC – BACKWARD COUNTING

NAME - _____ CLASS - _____ Roll No: _____

7 1

26 20

65 59

23 17

45 39

6 0

18 12

Date: _____


TEACHER'S SIGN. - _____

THE WORLD AROUND US

TOPIC- BODY PARTS

Name- _____ Class- _____ Roll No: _____

Q. Label the body parts with the help of the words given below.



HELP BOX

| | | | | |
|----------|-------|------|------|---------|
| Forehead | Mouth | Ear | Arm | Eyebrow |
| Nose | Chest | Leg | Foot | Knee |
| Hand | Eye | Hair | | |

Date- _____

Teacher's sign- _____


THE WORLD AROUND US

TOPIC- ME AND MY FAMILY

Name - _____ Class - _____ Roll No: _____

Q. Make a family tree in the space provided below and paste pictures of your family members.

MY
FAMILY
TREE



Date- _____

Teacher's sign- _____