




N.K. BAGRODIA PUBLIC SCHOOL,
SEC-25, ROHINI, DELHI-110085

PRE-PRIMARY DEPARTMENT

ANNUAL
PEDAGOGICAL
PLAN

JULY-SEPTEMBER

SESSION: 2025-26



The page is framed by a decorative border. It features large, overlapping circles in teal, yellow, and red at the corners. Horizontal stripes in yellow, orange, and red run across the top and bottom. Vertical stripes in red and yellow run down the sides. Small orange dots are scattered throughout the background.

MULTISENSORY **TEACHING APPROACH**

In the exciting domain of early childhood education, learning operative teaching methods for pre-primary is vital for nurturing young brains. The basis of a child's academic voyage begins with advanced and attractive Teaching Techniques for Pre - Primary, which provide their distinctive inquisitiveness and keenness to discover the world around them.

From collaborating storytelling to hands-on trials, these Teaching Techniques for Pre Primary are custom-made approaches to fascinate the imagination and inspire active participation among pre-primary experts.

TABLE OF CONTENT

1.	LIST OF TEACHERS
2.	ANNUAL DUTY LIST
3.	TOTAL STRENGTH OF THE CHILDREN
4.	WORKLOAD
5.	LIST OF BOOKS
6.	CURRICULUM
7.	CO-SCHOLASTIC /INNOVATIVE ACTIVITIES
8.	EXTRA-CURRICULAR ACTIVITIES
9.	LIST OF COMPETITIONS
10.	SPECIAL ASSEMBLIES & CELEBRATIONS
11.	PTM

LIST OF TEACHERS

S.NO.	CLASS	SECTION	NAME OF THE TEACHER
1.	PS & PP	-	MS. KAVITA SAREEN (INCHARGE)
2.	PS	A	MS. NIDHI CHHABRA
3.	PS	B	MS. LATA
4.	PS	C	MS. SAMITA BAJAJ
5.	PS	D	MS. PREETI MALIK
6.	PS	E	MS. ADITI GAUTTAM
7.	PS	F	MS. AARTI BASWAL
8.	PS	G	MS. SHWETA ARORA
9.	PP	A	MS. RITIKA NANGIA SHARMA
10.	PP	B	MS. ASHU SAWHNEY
11.	PP	C	MS. MADHURUPA BANERJEE
12.	PP	D	MS. SAGARIKA CHOPRA
13.	PP	E	MS. SILKY TAKKAR
14.	PP	F	MS. SURBHI BATRA
15.	PP	G	MS. REKHA NAGPAL
16.	PS & PP	ALL	MS. SEEMA PANDEY (MUSIC TEACHER)
17.	PS & PP	ALL	MS. SWATI ARORA (COMPUTER TEACHER)



ANNUAL DUTY LIST


S.NO.	NAME OF THE TEACHER	VARIOUS TASKS/ DUTIES
1.	MS. SHWETA ARORA	<ul style="list-style-type: none"> Planning and execution of all the activities related to language development Preparing children for all Inter and Intra class activities. Corner display Remedial classes on regular basis. Preparation of Assessment sheets Training children for Balsabha Training children for Kilkari Training children for State Savvy Planning and execution of special assemblies and events Subject Planning – TLMs , schedule, activities etc.
2.	MS. LATA	<ul style="list-style-type: none"> Preparing children for all Inter and Intra class activities. Orientation programme Subject Planning – TLMs , schedule, activities etc. Preparing children for Inter School activities. Training children for Balsabha Training children for Kilkari Training children for State Savvy Admission Duty – PS Planning and execution of special assemblies and events
3.	MS. ADITI GAUTTAM	<ul style="list-style-type: none"> Preparing children for all Inter and Intra class activities. Daily Schedule Prepared students for Surge & Prayaas. Training children for Balsabha Training children for Kilkari Training children for State Savvy Admission Duty – PS Remedial classes on regular basis. Orientation programme Planning and execution of special assemblies and events Subject Planning – TLMs , schedule, activities etc.
4.	MS. PREETI MALIK	<ul style="list-style-type: none"> Newsletter Preparing children for all Inter and Intra class activities. Preparing props and teaching aids. Subject Planning Training children for Balsabha Training children for Kilkari Training children for State Savvy Preparing H.H.W, schedule Remedial classes. Planning and execution of special assemblies and events

5.	MS. NIDHI CHHABRA	<ul style="list-style-type: none"> Coordinator of PS Planning and execution of all the activities related to G.A. Special assemblies, activities and games for Celebrations. Orientation programme H.H.W, schedule and remedial classes. Curriculum & Pedagogy planning Display boards Admission Duty – PS (2025-26) Corner Displays Training children for Balsabha Training children for Kilkari Training children for State Savvy Subject Planning – TLMs , schedule, activities etc.
6.	MS. SAMITA BAJAJ	<ul style="list-style-type: none"> Preparing children for all Inter and Intra class activities Special Assemblies Subject Planning – TLMs , schedule, activities etc. Preparing children for Inter School activities Orientation Programme Holiday Homework Training children for Balsabha Training children for Kilkari Training children for State Savvy
7.	MS. AARTI BASWAL	<ul style="list-style-type: none"> Preparing children for all Inter and Intra class activities Special Assemblies Subject Planning Training children for Balsabha Training children for Kilkari Training children for State Savvy
8.	MS. MADHURUPA BANERJEE	<ul style="list-style-type: none"> Preparing children for all Inter and Intra class activities Subject Planning – TLMs , schedule, activities etc. Training children for Balsabha Training children for Kilkari Training children for State Savvy Subject Planning – TLMs , schedule, activities etc. Welcome & good-bye token Remedial classes Assessment sheets Scholastic activities Display boards Planner



9.	MS. ASHU SAWHNEY	<ul style="list-style-type: none"> • Newsletter • Subject Planning – TLMs , schedule, activities etc. • Scholastic activities • Remedial classes • Daily Report • Preparing children for all Inter and Intra class activities • Preparing children for Inter school activities • Training children for Balsabha • Training children for Kilkari • Training children for State Savvy Online Classes • Prepared gifts for children • Prepared display boards • Bus duties
10.	MS. SURBHI BATRA	<ul style="list-style-type: none"> • Compering in functions • Subject Planning – TLMs , schedule, activities etc. • Scholastic activities • Remedial classes • Preparing children for all Inter and Intra class activities • Preparing children for Inter school activities • Training children for Balsabha • Training children for Kilkari • Training children for State Savvy Online Classes • Prepared gifts for children • Prepared display boards • Bus duties
11.	MS. REKHA NAGPAL	<ul style="list-style-type: none"> • Subject Planning – TLMs , schedule, activities etc. • Preparing children for all Inter and Intra class activities • Preparing children for Inter school activities • Sensorial garden • Welcome & Good-bye gifts • Display boards • Scholastic activities • Remedial classes • Assessment sheets and planner • Training children for Balsabha • Training children for Kilkari • Training children for State Savvy Online Classes
12.	MS. SILKY TAKKAR	<ul style="list-style-type: none"> • Co=Ordinator of PP • Maintenance of attendance register, class register & P.T.M register • Preparing children for all Inter and Intra class activities • Preparing children for Inter school activities • Welcome & good-bye takeaways • Display boards • Remedial classes • Orientation Duty • Celebration of special days • TLMs for various topics.
13.	MS. RITIKA NANGIA SHARMA	<ul style="list-style-type: none"> • Preparing children for all Inter and Intra class activities • Preparing children for Inter school activities • Welcome & good-bye takeaways

		<ul style="list-style-type: none"> • Display boards • Remedial classes • Orientation Duty • Celebration of special days • TLMs for various topics.
14.	MS. SAGARIKA CHOPRA	<ul style="list-style-type: none"> • Remedial classes • Preparing children for all Inter and Intra class activities • Preparing children for Inter school activities • Training children for Balsabha • Training children for Kilkari • Training children for State Savvy Online Classes • Prepared gifts for children • Prepared display boards
15.	MS. SEEMA PANDEY	<ul style="list-style-type: none"> • Music (Vocal) • Instrumental/Casio classes • Preping dance for function • Preparing children for Surge, Prayaas (Inter School Competition) • Balsabha – PS & PP • Orientation Programme • Training children for Pratibha & Kilkari • Bus duty
16.	MS. SWATI ARORA	<ul style="list-style-type: none"> • Computer related work - All special assembles and events • Computer related work (Printouts for props, lists, judgement sheets etc.) – All Inter & Intra class activities • Training students for Prayaas, computer related work- Surge (Inter -School activities) • Pratibha – PS & PP (Invitation brochure, mail, google forms etc) • Kilkari – PS & PP • Balsabha – PS & PP • Admission work – PS (All Lists, ready reckoner for checking distance, updates on websites etc.) • Orientation – PS & PP • Newsletter (Designing) • E-magazine (Designing) • Monthly planners, records, lists, reports • Design and compilation of Holidays Homework • Assessment Sheets booklet (PS & PP) • Preparing APP • Planned activities related to computers. • Facebook, website updates • Bus duty



TOTAL STRENGTH OF THE CHILDREN IN PRE-PRIMARY DEPARTMENT

SNO	CLASS	TOTAL STRENGTH
1	PS-A	34
2	PS-B	34
3	PS-C	34
4	PS-D	34
5	PS-E	32
6	PS-F	33
7	PS-G	33
	Total	234
8	PP-A	32
9	PP-B	30
10	PP-C	30
11	PP-D	31
12	PP-E	30
13	PP-F	31
14	PP-G	31
	Total	215

WORKLOAD

S.NO	NAME OF THE TEACHER	CLASS	ACADEMICS, CO- CURRICULAR & EXTRACURRICULAR ACTIVITIES AND ADMINISTRATIVE DUTIES
1.	MS. KAVITA SAREEN	INCHARGE	8:00 am –02:30 pm
2.	MS. NIDHI CHHABRA	PS-A (MOTHER TEACHER)	8:00 am –02:30 pm
3.	MS. LATA	PS-B (MOTHER TEACHER)	8:00 am –02:30 pm
4.	MS. SAMITA BAJAJ	PS-C (MOTHER TEACHER)	8:00 am –02:30 pm
5.	MS. PREETI MALIK	PS-D (MOTHER TEACHER)	8:00 am –02:30 pm
6.	MS. ADITI GAUTTAM	PS-E (MOTHER TEACHER)	8:00 am –02:30 pm
7.	MS. AARTI BASWAL	PS-F (MOTHER TEACHER)	8:00 am –02:30 pm
8.	MS. SHWETA ARORA	PS-G (MOTHER TEACHER)	8:00 am –02:30 pm

S.NO	NAME OF THE TEACHER	CLASS	ACADEMICS, CO- CURRICULAR & EXTRACURRICULA R ACTIVITIES AND ADMINISTRATIVE DUTIES
9.	MS. RITIKA NANGIA SHARMA	PP-A (MOTHER TEACHER)	8:00 am –02:30 pm
10.	MS. ASHU SAWHNEY	PP-B (MOTHER TEACHER)	8:00 am –02:30 pm
11.	MS. MADHURUPA BANERJEE	PP-C (MOTHER TEACHER)	8:00 am –02:30 pm
12.	MS. SAGARIKA CHOPRA	PP-D (MOTHER TEACHER)	8:00 am –02:30 pm
13.	MS. SILKY TAKKAR	PP-E (MOTHER TEACHER)	8:00 am –02:30 pm
14.	MS. SURBHI BATRA	PP-F (MOTHER TEACHER)	8:00 am –02:30 pm
15.	MS. REKHA NAGPAL	PP-G (MOTHER TEACHER)	8:00 am –02:30 pm
16.	MS. SEEMA PANDEY	PS & PP MUSIC TEACHER	8:00 am –02:30 pm
17.	MS. SWATI ARORA	PS & PP COMPUTER TEACHER	8:00 am –02:30 pm

LIST OF BOOKS

CLASS	BOOKS
PRE-SCHOOL	<ul style="list-style-type: none"> • Language Book (Pre School) • Colouring Book (Millennium publisher) • Numeracy Work (Pre-School) • Swarmala • General Awareness (Pre-School) • Activity Sheet (Pre-School) • Sketch Book • Assessment Sheet (15+15)
PRE-PRIMARY	<ul style="list-style-type: none"> • English Reader • English Writing Practice • Hindi Reader Book • Hindi Writing Book • Activity Sheets Booklet • Colouring Book (Millennium publisher) • Explore & Learn with Creative Expressions • 3 in 1 Home Assignment Notebook • Maths Printed Notebook • Assessment Sheets (15+15)





CURRICULUM

PRE-SCHOOL (JULY)

Skills/Subject	Topics	Teaching Methods	Activities	Learning Outcomes	Resource Material/ TLMs	Video Library (Links)
General awareness	<ul style="list-style-type: none"> * My family * Health and hygiene * My school * My house 	<ul style="list-style-type: none"> * Activity based learning * Play way method * Audio-Visual aids 	<ul style="list-style-type: none"> * Role play * Pepper and germ activity * School visit * Sort a palooza 	<ul style="list-style-type: none"> * Is able to understand the importance of family, school, house and is able to take care of their health and hygiene * Is able to recognise their family members and rooms in their house * understands the concept of health and hygiene and how we should maintain personal hygiene 	Flashcards, puppets, videos , songs, games	<p>(Heath and hygiene) https://youtu.be/qjXBlzzXqnw?feature=shared</p> <p>(My family) https://youtu.be/Kjl5sPWcD-o?feature=shared</p> <p>(My school) https://youtu.be/S7uuaDKxb_s?feature=shared</p>
Language Development (Rhymes)	My family, My house, Good manners	Activity based, Hands on learning	Following the actions and rhyme tune and words	Recitation of rhyme will lead to development of oratory skills and language in children. It will enhance their attention span and memory TO retain and recite the rhyme	Puppets, concrete objects and flash cards	<p>https://youtube.com/watch?v=H76Zkh7ZirY&feature=share</p> <p>https://youtube.com/watch?v=U8Dqe9cp77E&feature=share</p>



Skills/Subject	Topics	Teaching Methods	Activities	Learning Outcomes	Resource Material/ TLMs	Video Library (Links)
Gross motor skills (Physical development)	Walking, jumping, jogging, races, ball games, Yoga and hoopla fun	Playway and activity based	Catching and throwing a large ball, Jumping in hoopla, learning simple breathing exercises and mountain pose, animal races	Physical activities will help in development of gross motor skills and help children to be physically fit and agile	Hoopla, ball, animal mask	https://youtu.be/gMvwXah5VI?si=9WRSu8Mf9GtzYS1g https://youtube.com/shorts/ruE8QxYx1uA?feature=share https://youtube.com/watch?v=fPMjnlTEZwU&feature=shared https://youtube.com/shorts/2LBcsIMaqBY?si=47xM7wDKEEh0MrD https://youtube.com/watch?v=R22YqH36F9o&feature=shared
Intellectual development, (Cognitive)	* Memory * Part & Whole relationship * Odd one out * Find the difference	* Activity based learning * Audio visual learning method * Play base learning * Activity sheets.	* Memory adventure quest * Oddity hunt * Difference discovery * Pairing play * Solving wooden puzzles * Activity sheets	The activities help in intellectual and cognitive development of the children. These activities, increases their observation power, memory skills and their attention span.	Flash cards, charts, smartboard videos, activity worksheets, concrete/real objects and wooden puzzles.	* Memory- https://youtube.com/watch?v=n18qxpajYpo&feature=shared * Odd one out basic tutorial https://youtube.com/watch?v=ofprjPPbWSw&feature=shared * find the difference- https://youtube.com/shorts/bKTDIHjpXMY?si=WYAaBXeZwn467UgV * Part & Whole song https://youtube.com/watch?v=MFXXhgtvZvg&feature=shared

Skills/Subj ect	Topics	Teaching Methods	Activities	Learning Outcomes	Resource Material/ TLMs	Video Library (Links)
Literacy skills	<p>*Picture Reading - Drawing Room</p> <p>Classroom Objects</p> <p>*Story Narration - Froggy's big jump</p> <p>*Introduction of Upper- and lower-case letters Ee,Ff,Gh,Hh,Ii with its sound and vocabulary</p> <p>*Reading of 2 letter words</p> <p>*Conversational skills</p> <p>*Action words</p> <p>*Simple commands</p>	<p>*Look and talk method</p> <p>*Picture - based story telling</p> <p>*Phonic- based approach in letter recognition and reading of 2 letter words</p> <p>*Praising methods</p> <p>*Act it out</p> <p>*Repetition with routine</p>	<p>*Spot and talk activity</p> <p>*Picture -based story telling</p> <p>*Letter tracing activities</p> <p>-Letter reveal magic</p> <p>-Letter basket game</p> <p>-Moulding clay to make letters</p> <p>*2 letter words flash card fun</p> <p>*Short role play for conversational skills</p> <p>*Follow the action</p> <p>*Follow the leader</p>	<p>*It helps in learning and using new words by identifying objects.</p> <p>*Helps in improving attention span to listen with understanding.</p> <p>*It helps in practicing or tracing letters with correct strokes and formation.</p> <p>*Develops eye-hand coordination through tracing, colouring.</p> <p>*Recognize and blend individual sounds</p> <p>*Children will initiate and respond to simple conversations.</p> <p>*Helps in demonstrating the meaning of action words through movement.</p> <p>*Helps in responding appropriately to classroom commands.</p>	<p>*Smart board for picture reading</p> <p>*Stick puppets</p> <p>*Flash cards for letter introduction</p> <p>*Cut-outs</p> <p>*Real objects/concrete objects</p> <p>*Smart board for letter story and song.</p> <p>*Flash cards for reading of 2 letter words</p> <p>*Flash cards for action words.</p>	<p>Story links-</p> <p>*Letter Ee- https://youtu.be/eOwctN3ACCE?feature=shared</p> <p>*Ff- https://youtu.be/jrUGCuwnNDo?feature=shared</p> <p>*Gg- https://youtu.be/6SVITdvRsZQ?feature=shared</p> <p>*Hh- https://youtu.be/6j4PNSGFDRk?feature=shared</p> <p>*Ii- https://youtu.be/fmfkpW54Qbg?feature=shared</p> <p>Song links-</p> <p>*Letter Ee- https://youtu.be/l53Mq-u2xZc?feature=shared</p> <p>*Ff- https://youtu.be/gVJQL1E7BFQ?feature=shared</p> <p>*Gg- https://youtu.be/T83U3zYUeFU?feature=shared</p> <p>*Hh- https://youtu.be/NtUSMBzacQ0?feature=shared</p> <p>*Ii- https://youtu.be/QRrCnMESuQk?feature=shared</p>

Skills/Subj ect	Topics	Teaching Methods	Activities	Learning Outcomes	Resource Material/ TLMs	Video Library (Links)
Fine Motor Skills (Creative skills)	<ul style="list-style-type: none"> * Health and hygiene * My house * My family * My School 	Cooprative , Audio Visual, Activity Based	<ul style="list-style-type: none"> * Paper folding- House * Play dough - numbers, little * Freehand drawing using crayons * Printing in cutouts of-things related to family members * Colouring Book * Painting Activity. 	<ul style="list-style-type: none"> * Development of fine muscles * Independent decision making * learn to share things in groups * language, social and communication skills 	Origami sheets Drawing sheets Play dough Cutouts of things used by family members	<p>https://www.google.com/gasearch?q=papergolding%20of%20a%20house&source=sh/x/gs/m2/5#fpstate=ive&vld=cid:86b04267,vid:HqRUVBaQdvQ,st:0 (painting)</p> <p>https://www.google.com/gasearch?q=frrhand%20draeing%20of%20a%20house%20and%20building%20by%20toddler&udm=7&source=sh/x/gs/m2/5#fpstate=ive&ip=1&vld=cid:4e6aa57b,vid:kK3nNwgNxjc,st:0 (drawing of a house)</p>
Numeracy Skills	<ul style="list-style-type: none"> * Oral Counting 1 to 20 . * Introduction and recognition of numbers for 4, 5, 6 ,7 and 8 with their value. * Introduction and recognition of shapes- Oval and Semi Circle. * Introduction of Pre Number Concept- Thick / Thin and In/ Out. * Introduction of colours- Orange and Pink. * Number Rhyme- 1,2 I go to school. 	<ul style="list-style-type: none"> * Audio Visual Method * Picture card/Flash cards * Activity based learning * Play based activity and learning. * Hands on activity based learning * Waldorf educationa l approach. 	<ul style="list-style-type: none"> * Songs and videos related to numbers * Tracing of numbers through marble placing ,powder tray, clay moulding * Oral counting to song on smartboard. * Colouring ,tracing and matching numbers in worksheet given book. * For shapes oval and semicircle- Tutorial video will be shown on smart board, through picture cards and their related objects. Colouring in shapes given in sketch 	<ul style="list-style-type: none"> * Students will be able to develop their listening and speaking skills. * Help in developing their logical skills. * It help students to count recognise identify and tracing of numbers. * It helps in enhancing Eye hand coordination. It helps in improving their thinking and memory skills. 	<ul style="list-style-type: none"> * Audio Visual aids * Flash cards /Picture cards * Fun activities and games * Rhyme. 	<p>https://youtube.com/watch?v=YNULRVSGDu4&feature=shared</p> <p>https://youtube.com/watch?v=-4djiJR8R4&feature=shared</p> <p>https://youtube.com/watch?v=PgFM0YuHHME&feature=shared</p> <p>https://youtube.com/watch?v=sAvHwT34yX4&feature=shared</p> <p>https://youtube.com/watch?v=-6OM_nSyod0&feature=shared</p> <p>https://youtube.com/watch?v=RMwTncN3b4k&feature=shared</p>

book.
*Pre number concept- Thick/ thin and In/ Out through related videos to be shown on smart board, flash cards and real objects.

*Activity related to In / out- Jumping in the circle and out of the circle.

*Colouring and finger impression in Pre number concept .

*For colours orange and pink- flash cards , Real objects and song on Smartboard.

*Thumb printing in Orange cutouts and Ear bud printing in Pink cutouts.(Group activity).

<https://youtube.com/watch?v=1cftWSloc54&feature=shared>

<https://youtube.com/watch?v=61TSt6uppFo&feature=shared>

<https://youtube.com/watch?v=8kJCjeidYZM&feature=shared>

https://youtu.be/07_h9aOxpqI?si=KbAhlaOBa_Cxhi49

*

<https://youtube.com/watch?v=P2bo2aCMsAQ&feature=shared>

*

<https://youtube.com/watch?v=cgRtt1QXzrE&feature=shared>

*

<https://youtube.com/watch?v=GKL978Zi6mQ&feature=shared>

<https://youtube.com/watch?v=0kOaq1XQCRO&feature=shared>

<https://youtube.com/watch?v=ZybY8RRy5H4&feature=shared>

https://youtu.be/UdKN44FERFk?si=jwb34KINZwbve_Um



PRE-SCHOOL (AUGUST)

Skills/ Subject	Topics	Teaching Methods	Activities	Learning Outcomes	Resource Material/TLMs	Video Library (Links)
General awareness	Rainy season	Audio-visual, activity-based learning	Ring a Rosie (Game) Song on smartboard	* It helps in developing an understanding related to rainy season. * It helps in developing logical and observation skills related to cloths we wear and things we used in rainy season. * It creates an understanding about the precautions one should take during rainy season.	Flashcards, song, video	https://youtu.be/7iPnnA4Wlw4?feature=shared https://youtu.be/4xUBNX6qx7k?feature=shared
Language development (Rhymes)	Rainy season, Helpers, Independence Day	Play way and hands on learning	Following tune, rythm and actions and reciting the rhyme	Rhyme recitation will help in language development; it will increase a sense of rhythm and help children to gain confidence and recite individually and in a group	Puppets, Flash cards and concrete objects	https://youtube.com/watch?v=2VKOsi0FVc0&feature=shared https://youtube.com/watch?v=wTPR9IsCM0c&feature=shared https://youtu.be/n7ldRU1fGnw?si=1smBNQr4XwqseMWk
Gross Motor Skill (Physical development)	Balancing, Kicking, Bouncing, Games and races	Play way and activity based	Children will balance between cups, kick and bounce a large ball and play races and games	Physical activities will lead to development of gross motor skills and help children be fit and agile. It will foster their social skills too	Ball, big ice-cream cups, concrete objects	https://youtube.com/shorts/xh92RkaDueM?si=773v-mkrvIECFr



Skills/ Subject	Topics	Teaching Methods	Activities	Learning Outcomes	Resource Material/TLMs	Video Library (Links)
Intellectual development (Cognitive)	*Skill: Part and whole relationship * Skill: Sequential thinking * Skill: Sorting * Skill: What comes next? * Skill: Find the difference	* Activity based teaching * Learning by doing * Play way technique * Audiovisual method	* Pairing play * Progression order * Difference discovery * Grouping * Gala * Pattern pathways	It helps in the cognitive development of the students. Increases their observation power. It increases the social interactions and critical thinking.	Audiovisual aids, flash cards, charts, activity sheets, wooden puzzles, pyramid, Tower, beads, activity cards, colour cards, seriation cards, etc.	* Odd one out https://youtube.com/watch?v=VCWSi84aGbg&feature=shared * Sorting https://youtube.com/watch?v=8kcbajwxEfE&feature=shared * What comes next https://youtube.com/watch?v=GJFWTMNsFNM&feature=shared * Sequential, thinking, https://youtube.com/watch?v=ILB1NtbMTIs&feature=shared
Literacy Skills	*Picture Reading - Drawing Room Classroom Objects *Story Narration - Froggy's big jump *Introduction of Upper and lower case letters Jj,Kk,Ll,Mm with its sound and vocabulary *Reading of 2 letter words *Conversational skills *Action words *Simple commands	*Look and talk method *Picture - based story telling *Phonic-based approach in letter recognition and reading of 2 letter words *Praising methods *Act it out *Repetition with routine	*Spot and talk activity *Picture - based story telling *Letter tracing activities -Letter hunt in class -Floor activity -Alphabet relay(outdoor activity) *2 letter words flash card fun *Short role play for conversational skills *Follow the action *Follow the leader	*it helps in learning and using new words by identifying objects. *Helps in improving attention span to listen with understanding. *It helps in practicing or tracing letters with correct strokes and formation. *Develops eye-hand coordination through tracing, colouring. *Recognize and blend individual sounds *Children will initiate and respond to simple conversations.	*Smart board for picture reading *Stick puppets *Flash cards for letter introduction *Cut-outs *Real objects/concrete objects *Smart board for letter story and song . *Flash cards for reading of 2 letter words *Flash cards for action words.	Story links- Letter Jj- https://youtu.be/OP5G4OPILfo?feature=shared Kk- https://youtu.be/qRY9OKIasc?feature=shared Ll- https://youtu.be/qFJQPGL4OpQ?feature=shared Mm- https://youtu.be/NiKBHhvSJxU?feature=shared Song links- Letter Jj- https://youtu.be/6KXX6fCKWes?feature=shared

				<p>*Helps in demonstrating the meaning of action words through movement.</p> <p>*Helps in responding appropriately to classroom commands.</p>		<p>Kk-</p> <p>https://youtu.be/8dx-Lfado6Y?feature=shared</p> <p>Ll-</p> <p>https://youtu.be/qEXMoeYe47c?feature=shared</p> <p>Mm-</p> <p>https://youtu.be/8zFOp-xw_E?feature=shared</p>
Fine Motor Skills (creative skills)	<p>* Rainy Season (collage work)</p> <p>*Festivals (Independence Day, Janmashtami, rakshabandhan)</p> <p>*Mixing of colours (red+ yellow = orange)</p> <p>*Paper folding</p> <p>* Freehand drawing</p>	<p>*Audio Visual</p> <p>*Integrated (group& individual)</p> <p>*Learning by doing approach</p>	<p>*Collage work</p> <p>*Paper folding</p> <p>*Mixing of colours</p> <p>*Decorating rakhi</p> <p>*play dough</p> <p>*Colouring within the given frame</p>	<p>* Improves creativity</p> <p>* Enhancing learning and observation skills</p> <p>*improvement in fine muscle coordination</p> <p>*Improving social and communication skills.</p>	<p>* Origami sheets</p> <p>* Cutouts</p> <p>*Drawing sheets</p> <p>*Water colours</p> <p>*Ice-cream sticks and tissue papers, glasses.</p>	<p>https://pin.it/3JNv6geKP</p> <p>https://youtu.be/NWUCrqKU8bl</p>



Skills/ Subject	Topics	Teaching Methods	Activities	Learning Outcomes	Resource Material/TLMs	Video Library (Links)
Numeracy Skills	* Oral Counting 1 to 20 * Introduction and recognition of number 9 concept of zero and number 10 with its value. *Value of number (1-5). *Tracing of numbers 1 to 10. * Introduction of Pre Number Concept- Front /Back. Introduction of Colour -Purple. *Enjoys Number Game *Revision of recognition of numbers 1 to 10. * Revision of Number Rhyme -1,2 I go to school.	* Activity based learning method. *Play base learning. *Audio visual method. *Hands on learning Waldorf educational approach. *Cooperativ e learning. *Learning by doing.	* Tutorial videos related to number 9, 10 and concept of zero. *Colouring and tracing of numbers in Number book. *Tracing numbers with Pom pom activity, Clay moulding and fingertip tracing on table. * Pre Number concept - Front /Back through video on Smartboard ,Picture Card and toys. *Nail impression in front /back Pre Number concept in number book. *Draw circles for Value of number from 1 to 5 on worksheet. *Tracing of numbers(1- 10) with earbud in SketchBook. *Introduction of Purple colour through colour song on Smartboard, picture cards	*it helps in developing logical skills. *It helps in developing listening and speaking skills. * Student will be able to count recognise identify and trace the numbers. *It helps in enhancing Eye hand coordination. *It helps in developing their Oratory Skills.	* Audio Visual aids. *Powder tray/ Pom Pom Activity. * Flashcards/ Picture cards. *Clay moulding *Paper tearing and pasting for purple colour. *Rhyme *Number Game	https://youtube.com/watch?v=iTyK4MbGdGw&feature=shared https://www.instagram.com/reel/DA3ANtst0g_/?igsh=anR2OXp1ZjFoM3Jr https://youtu.be/SEGOPfiGRJY?si=MdPr8PHRS-BjDObF https://www.instagram.com/reel/DFWXengy_EL/?igsh=MWNpNjRn d3hjd240OA== https://youtu.be/C4nt_Yzoo2w?si=OocrDbip8P8QF85 https://youtube.com/watch?v=mCVHkJok7wk&feature=shared https://youtube.com/watch?v=QWrQQcWQqK4&feature=shared https://youtube.com/watch?v=71px2KDlraE&feature=shared https://youtube.com/watch?v=gcP7ZG0tKx8&feature=shared https://youtube.com/watch?v=bD0cOaBPk6g&feature=shared

and its related objects.

*Paper tearing and pasting activity in purple colour cutouts.

*Revision of numbers 1 to 10 through Clay moulding activity.

<https://youtube.com/shorts/ZWInL5OIAo?feature=shared>



PRE-SCHOOL (SEPTEMBER)

Skills/Subject	Topics	Teaching Methods	Activities	Learning Outcomes	Resource Material/TLMs	Video Library (Links)
General awareness	Our helpers	Play - way method Audio- visual method	Teaching through puppets Teaching through video and song	* Can identify different helpers. * Is able to understand the role and importance of each helper in our community.	Video, rhyme, flashcards	https://youtu.be/7pSGeCOKX9M?feature=shared
Language Development (Rhymes)	Revision of all the rhymes from April to September	Playway and handson learning	Recitation of rhymes with actions individually and in a group	Reciting and revising the rhymes will lead the children to gain confidence and help them to develop social skill when they recite rhymes in a group	Puppets, Flash cards and concrete objects	
Gross Motor Skill(Physical Development)	Revision and repetition of all the activities done from April to September	Play way and activity based	Children will play games in a group and follow instructions as given	Physical activities will enable gross motor development and help children to be physically fit and agile. Yoga will make them more flexible and calm	Ball, hoopla, plank, mask, toys, basketball and concrete objects	

Skills/Subject	Topics	Teaching Methods	Activities	Learning Outcomes	Resource Material/TLMs	Video Library (Links)
Intellectual development (cognitive)	* Problems solving ^ 1st Observation	* Activity based teaching * Learning by doing * Audiovisual aids	* Maze magic	It develops problems solving abilities in the children. It also helps in critical thinking.	Activity sheets, flash cards, smart board, outdoor activity	* Problem Solving https://youtube.com/watch?v=Sd9MZdB1tU&feature=shared
Literacy Skills	*Revision of upper and lower case letters from Aa - Mm with their sound and vocabulary . *Revision of tracing of letters on sand, flour and powder tray. *Matching upper case and lower case letters. *Expresses feelings- Various emotions	*Phonic based approach *Multi-Sensory tracing *Activity based *Circle time discussions	*Letter basket games *Letter tracing activities *Letter link-up *Situation based activities	*It helps in learning and using new words by identifying objects. *It helps in practicing or tracing letters with correct strokes and formation. *Develops eye-hand coordination through tracing, colouring. *Helps in critical thinking and problem solving *Helps in self-regulation.	*Flash cards for letter revision *Cut-outs *Sheets *Smart board	https://youtu.be/GQFWg0hafiA?feature=shared
Fine Motor development (creative skills)	*Teachers Day * Revision of drawing * Revision of paper folding *Colouring in a given frame * Observations	*Visual aids *Learning by doing *Integrated approach	*Water colouring *Paper folding *Freehand drawing	* Creative expressions *Exploring by doing things differently *fine muscle development	*Drawing sheets * clay *crayons *water colours	https://pin.it/7aj0tT2pl

Skills/Subject	Topics	Teaching Methods	Activities	Learning Outcomes	Resource Material/TLMs	Video Library (Links)
Numeracy Skills	<ul style="list-style-type: none"> * Oral counting 1 to 20. *Revision of recognition of numbers 1 to 10. *Revision of Number Rhyme. *Revision of Value of numbers. *Revision of Shapes - Circle ,Triangle ,Square ,Rectangle , Oval and Semi circle. *Revision of Colours - Red, Yellow , Green , Blue ,Orange, Pink and Purple. *Revision of Pre Number Concepts- Big /Small, Tall/Short, Thick /Thin, In/ Out and Front /Back. *Enjoys Number Game. *Tracing of Numbers 1 to 10. *Clay moulding to make numbers and shapes. *Fun activities related to shapes and colours. 	<ul style="list-style-type: none"> * Activity based learning. *Audio visual learning *Cooperative learning method *Hands on activity-based method *Play based learning. 	<ul style="list-style-type: none"> * Tracing of numbers with colours on worksheet. *Pasting of bindis/drawing circles according to the number given. (Value of Number) *Recognition of numbers by Jumping on numbers written on the floor. *Sorting of colours and shapes. *Reciting Number Rhyme in class. * Revision of Pre Number Concepts- through real object and flash cards 	<ul style="list-style-type: none"> *It helps in improving the memory and thinking skills. *It helps in developing their listening and speaking skills. *It helps in recognition, counting, identifying and tracing numbers. *It helps in improving Eye hand coordination. 	<ul style="list-style-type: none"> *Audio visuals aids. *Flash cards /picture cards. *Toys and concrete objects in classroom *Clay moulding dough *Worksheets and books. 	<ul style="list-style-type: none"> https://youtube.com/shorts/NsO7E2Gtvc4?feature=shared *https://youtube.com/shorts/Au2Vu9um44l?feature=share https://www.instagram.com/reel/DA3ANtst0g_/?igsh=anR2OXp1ZjFoM3Jr *https://youtube.com/watch?v=YNULRV SgDu4&feature=share

PRE-PRIMARY (JULY)

Skills/Subject	Topics	Teaching Methods	Activities	Learning Outcomes	Resource Material/TLMs	Video Library (Links)
Numeracy skills	<ul style="list-style-type: none"> * Counting 1-50 * Back counting 10-1 * Skip counting 1-9,2-10 * Number rhyme Raindrops * what comes after before * Ones/Tens * Recognition of numbers 1-40 	Audio visual Cooperative Fun filled class activities	Oral counting Number rhyme Physical (jump on counts)	<ul style="list-style-type: none"> *It helps in building listening skills *Development of eye hand coordination *Development of logical skills 	Flash cards Games Rhymes Audio visual	https://youtu.be/e6qusash3LM https://youtu.be/-9ldYkMtZcM https://youtu.be/GvTcpfSnOMQ https://youtu.be/doZBz0KX3Kg
General awareness	<ul style="list-style-type: none"> * My Academic Hub (My School) *The wet symphony (Rainy season) * Earth's edible gift (Food) *Neighbourhood 	Experiential learning, Learning by doing, Demonstration, VAK teaching method, Real objects, Visits (hands on experience), ICT- enabled learning, Expeditionary learning	Songs, Describing uniform, Game - what belongs in my backpack, Role play, School round. Healthy Chaat making, Paper boat activity, Corner display, Rain walk parade, Sound play,	<ul style="list-style-type: none"> * Child will be able to understand the importance of school and will learn the disciplinary manner/behaviour. * They will be able to understand the effects of rain (good and bad) and things seen & used during the season. *Inculcate healthy eating habits. * Be familiar with the places surrounding them. 	Videos, corner display, real objects and things, Paper boats, audios, Game, charts, flashcards, discussion and quiz	https://youtube.com/watch?v=L8EBdTtgg_a8&feature=shared https://youtube.com/watch?v=5fHkGsvqroc&feature=shared https://youtube.com/watch?v=sh8J4JTy-RU&feature=shared https://youtube.com/watch?v=AWY_M41VCeE&feature=shared https://youtu.be/GTDey0o5zeU?si=rcXfvgSpmkzA8Map https://youtube.com/watch?v=8xJcm8eeZrc&feature=shared https://youtube.com/watch?v=O8oSTagVLXk&feature=shared

					https://youtube.com/shorts/d4hWcoL_PJ4?si=BGAcj7bWKT3ypU5J
					https://youtube.com/shorts/CdNwXcR68zQ?si=4gKsfnZVvn6S92mL
					https://youtube.com/shorts/iO1jJ2xpAWo?feature=shared
					https://youtube.com/watch?v=VI_MPdj-wug&feature=shared
					https://youtube.com/shorts/2shJlkyFZH4?si=qvwy0scKHeOmKQzx
					https://youtube.com/shorts/8kDqU28DdH4?feature=shared
					https://youtube.com/watch?v=Sr9fLRY4UzU&feature=shared
					https://youtube.com/watch?v=4hAaAx9U1SY&feature=shared
					https://youtube.com/watch?v=5iJcLl0sHic&feature=shared
					https://youtube.com/watch?v=q3R47fQpxX8&feature=shared
					https://youtu.be/R8t_bBWFTbA?si=5P81CCNdW-jxcb2l
					https://youtube.com/watch?v=oc72HNAtdHs&feature=shared
					https://youtu.be/iHsCGwOBNrs?si=QTI_x9hHcOcDAOn4

Skills/Subject	Topics	Teaching Methods	Activities	Learning Outcomes	Resource Material/TL Ms	Video Library (Links)
Critical Thinking	Rainy season	*Display *Activity related to topic	*What does not belong here? (Pick up the odd one out).	Children will be able to differentiate objects.	Real objects - what we use, eat, wear in rainy season.	
Literacy Skill - Language 2 - Hindi	Recognition and writing of Vyanjans Reading of 2 letter words	Activity Based Learning Play Based Learning High/Scope Learning Waldorf Education	Talcum Tracing Paper Boat Making Activity Butterfly Activity Rhyme Tug of War Rabbit Jumping for Vyanjan	* Children will be able to recognize and write Vyanjans * Children will be able to read 2 letter words . It aids fostering development of Kinesthetic Skills. * It helps in enhancing their vocabulary and recognition of letters . * It contributes in developing their thinking and imagination skills. * It will enhance their naturalistic skills.	*Talcum Powder * Origami Sheet/ Colourful Sheet A4 Sheet and Water Colours * Cut Out/ Picture of a Soldier * Rope * Rabbit Soft Toy (Face Mask)	
Literacy skills	Reading of 'o'&'e' family words, sight words, phonogram 'oo', Introduction of 'a'an', usage 'this' 'that' , story - A Cricket and An Ant, writing of upper case letters, Rhymes, Communication Skills - simple Commands.	Activity based, Audio - visuals, Co-operative, student centred.	Games, spin game, tracing of letters.	Identifying key vocabulary by sight, reading simple words, retell a story.	Letter cards, games, flash cards,	https://youtu.be/EB5UJ2OHY_8?feature=shared https://youtu.be/WpEDXyF5FFQ?feature=shared

Skills/Subject	Topics	Teaching Methods	Activities	Learning Outcomes	Resource Material/TLMs	Video Library (Links)
Fine Motor skill	*Free hand drawing *Coloring *Mixing of Colours *Sponge Dabbing *Tearing and Pasting *Vegetable Printing	*Activity based learning * Audio visual method * Cooperative learning	Fun activities	* Aesthetic Awareness * Eye- hand coordination * Finger Dexterity * Spatial Awareness * Bilateral coordination	* Pencil, eraser, paper * colours * paints, brush, mixing bowl *sponge, paint, duster * papers, fevicol * vegetable, paint, brush	https://youtube.com/shorts/JTH6wwaLLRE?si=S8LKZ6OBYuj_vsaj https://youtube.com/watch?v=mYm6WSYhMyg&feature=share_d https://youtube.com/shorts/nEj4cyQZ9zw?feature=shared https://youtube.com/shorts/4EZ-j4OmHX8?feature=shared https://youtube.com/shorts/2TG-s2MivWY?si=vJQpf38H0kfA_6Wg
Gross Motor Skills	* Fit - Fiesta: Aerobics * Magic Step Parade * Mountain Pose * Triangle Pose * Flower Breath * Blow out the candle	* Activity based learning * Audio Visual method	* Aerobics with music. * climbing up and down the stairs. * yoga poses. Breathing exercises with audio visual aids.	* Teamwork and cooperation * understanding movement patterns. * Better posture and body control. * Stress relief and energy outlet.	*Audio visual aids *Live demo	https://youtube.com/watch?v=e_hut0aU5lw&feature=shared https://youtube.com/watch?v=xAd_Cg5xnE&feature=shared https://youtube.com/watch?v=wLgqlwEtDzA&feature=shared https://youtube.com/shorts/hbJTMMML1VA?feature=shared https://youtube.com/watch?v=krGAMWv3rs0&feature=shared

PRE-PRIMARY (AUGUST)

Skills/Subject	Topics	Teaching Methods	Activities	Learning Outcomes	Resource Material/TLMs	Video Library (Links)
Cognitive	Sequential Thinking	Smart board & learning by doing	Story Map (cards)	Kids will be able to do logical reasoning and pattern recognition wisely.	Smart board and Flash cards	
Cognitive	Seriation	Learning by doing	Week Weaver	Kids will be able to develop problem solving skill arranging objects in specific order.	Flash cards and clips	
Cognitive	Part and whole relationship	Learning by doing	FTF (Fit together fun)	Kids will be able to understand the relationship between the objects.	Real objects and slides	
Critical Thinking	Imitating pals	Through an activity	Children will copy the same image with Ice-cream sticks.	Activity will enhance the eye hand coordination of children.	Ice cream sticks.	
Literacy Skills - Language 2 (Hindi)	Recognition and writing of Vyanjans Reading and writing of 2 letter words and sentences	Activity Based Learning Play Based Learning High/Scope Learning Waldorf Education	Mirror activity related to Origami Activity Talcum Tracing Finger tracing activity related Flag activity Clay Activity	Children will be able to recognize and write Vyanjans Children will be able to read and write the 2 letter words and sentences. It aids fostering development of Kinesthetic Skills. It helps in enhancing their vocabulary and recognition of letters. It contributes in developing their thinking and imagination skills. It will enhance their naturalistic skills.	Mirror Origami Sheet Talcum Tracing Water Colours Yellow File Pencil and Colours Clay Moulding	

Skills/Subject	Topics	Teaching Methods	Activities	Learning Outcomes	Resource Material/TLMs	Video Library (Links)
Numeracy skills	Oral counting 1-100 What comes after before in between Back count 20-1	*Audio visual *Activity based learning *Demonstration with real objects	* Number line bangle activity *physical activity- jump on numbers * sing along the audio visual clips	* Helps developing eye hand coordination * Develops logical skills * physical development	Audio visual aids Flash card Fun games Real objects	https://youtu.be/bGetqbqDVaA https://youtu.be/ShqXL-zfLxY https://youtu.be/JT0MmZcJ2Vw
Literacy skills	Reading 'o' & 'u' family words, sight words, phonogram 'ee' & 'ch', usage- these/those, he/she/it, Rhymes, story-revision, writing lower case letters, two letter words, simple Commands.	Play based, role play, learner centered, activity based	Flip a letter, spin game, tracing of letters	Sound - letter correspondence, developing foundational skills.	Letter cards, board games, flash cards.	https://youtu.be/eFUWbvJ-gBE?feature=shared https://youtu.be/0YI_Ny1Cu_E?feature=shared
General Awareness	Pillars of care (Our Helpers), Experts in motion (Our Professionals), The Travel Trek (Transport)	Experiential learning, ICT - enabled learning, VAK learning, Collaborative learning	Role play, Demonstration, real objects, videos, riddles, corner displays, activity sheets	*The child will be able to understand the importance and will respect the hardwork of our helpers and Professionals. Will appreciate and show empathy, will be socially aware. *The child will learn about the road safety, Will be aware about different occupations related to travel, develop language skills and know about the purpose of different vehicles.	Videos, audios, charts, flashcards, riddles, real objects, roleplay costumes, toy vehicles,	https://youtube.com/watch?v=b-i-Wo6Cswc&feature=shared https://youtube.com/watch?v=jEABBEQZBQU&feature=shared https://youtube.com/watch?v=l85q-wvTjQ0&feature=shared https://youtube.com/watch?v=QfBMi3hCn0g&feature=shared https://youtube.com/watch?v=dVsLsljaRAo&feature=shared

Skills/Subject	Topics	Teaching Methods	Activities	Learning Outcomes	Resource Material/TLMs	Video Library (Links)
Fine Motor skill	* Colouring * Ear bud Printing * Rakhi decoration	Learning by doing	* colouring * Printing * pasting of decorative items	* Eye hand coordination * Aesthetic awareness * Finger Dexterity	* Colours * Paints, ear buds, paper * decorative items- mirror, stones, bindies, etc.	https://youtube.com/watch?v=WnChoryC9HE&feature=share_d
Gross motor skill	* Sky steps - jumping on counts * Chair Pose(utkatasana) * Shoulder Roll breathing * Bubble Bounce.	* Activity based learning * Audio visual learning	* jumping on place * yoga pose * Breathing Exercises	* Spatial awareness * Better posture and body control. * Active lifestyle habits	* Live demonstrate * Audio visuals.	https://youtube.com/watch?v=kcQJDpj5TSY&feature=shared https://youtube.com/watch?v=efoJLZoSX0Y&feature=shared https://youtube.com/watch?v=bNXHcj0aCl&feature=shared https://youtube.com/watch?v=UEuFi9PxKuo&feature=share_d



PRE-PRIMARY (SEPTEMBER)

Skills/Subject	Topics	Teaching Methods	Activities	Learning Outcomes	Resource Material/TLMs	Video Library (Links)
Cognitive	Patterning	Creative	Caterpillar pattern	Kids will be able to develop analytical thinking.	Drawing file and crayons	
Language 2 - Hindi	Recognition and writing of Vyanjan Reading and writing of 2 letter words and sentences	Activity Based Learning Play Based Learning High/Scope Learning Waldorf Education	Talcum Tracing Finger Tracing Flag activity related for Vyanjan Clay Moulding Activity	Children will be able to recognize and write Vyanjans Children will be able to read and write the 2 letter words and sentences. It aids fostering development of Kinesthetic Skills. It helps in enhancing their vocabulary and recognition of letters. It contributes in developing their thinking and imagination skills. It will enhance their naturalistic skills.	Talcum Powder and a tray for Vyanjan Water Colours for Vyanjan Yellow File , Pencil and Colours for Vyanjan Clay for Vyanjan	
Numeracy skills	* Revision of concepts done so far	Audio visual Activity based learning	Revision of concepts Oral and written (both)	Individual participation and related observation	Audio visual clips Flash cards Display of charts Real objects Number dominoes Floor games	

Skills/Subject	Topics	Teaching Methods	Activities	Learning Outcomes	Resource Material/TLMs	Video Library (Links)
Critical Thinking	Revision of topics	Same as before	Revision of activities	Activities will enhance children's skills and give them the confidence to perform task individually.	*Real objects *Display	
Literacy skills	Reading of family words and sentences, revision - sight words, rhymes, story; phonogram - 'ch', dictation practice, observation	Learner centered, activity based.	Flip a letter, spin game.	Developing foundational skills.	Letter cards, flash cards, games	
General awareness	*The Travel Trek (Transport) *Revision	VAK Learning Experiential learning	Activity sheets, riddles	*The child will be aware of the emergency vehicles	Videos, activity sheets, charts, flashcards	https://youtube.com/watch?v=185q-wvTjQ0&feature=shared
Fine Motor skill	*Janmaashtami decorations * Revision of origami of dog and fox.	learning by doing.	Decoration	*Aesthetic awareness * Bilateral coordination	* Stones, beads, colours, mirror, peacock feathers, etc	
Gross motor skill	* Megaball Moves * Warriors Pose * Brain gym Exercise	* Activity based learning * Audio visual learning	* Throwing/ Catching/ kicking a ball. * yoga pose * Breathing exercise.	* Teamwork and cooperation * Enhanced coordination and balance. * Improved muscle strength and Endurance.	Balls of big and small size.	https://youtube.com/shorts/6gHLPm219vg?feature=shared https://youtu.be/DJt6ORwxKmE?si=XkYFHZ4qsrdlufAQ

PRE-SCHOOL

STRUCTURED CONVERSATION

Ques.1 Name the objects used to keep us clean?

Ans: Handkerchief, comb, soap and sanitizer.

Ques.2 What is your father's name?

Ans: My father's name is Mr. _____.

Ques.3 What is your mother's name?

Ans: My mother's name is Mrs. _____.

Ques.4 Where do you sleep?

Ans: I sleep in the bedroom.

Ques.5 Where do you take bath?

Ans: I take bath in the bathroom.

Ques.6 Where does your mother cook food?

Ans: My mother cooks food in the kitchen.

Ques.7 Where do you entertain your guests?

Ans: We entertain our guests in the drawing room.

Ques. 8: In which school do you study?

Ans: I study in N.K. Bagrodia Public School.

Ques. 9: In which class do you study?

Ans: I study in PS _____.

Ques. 10: Who is your class teacher?

Ans: _____ is my class teacher.



STRUCTURED CONVERSATION

Q1. Who cures sick people?

Ans. The doctor cures sick people.

Q2. What does the firefighter do?

Ans. The firefighter fights the fire.

Q3. Who teaches us?

Ans. The teacher teaches us.

Q4. Who controls the traffic?

Ans. The traffic policeman controls the traffic.

Q5. Who cleans the floor?

Ans. The cleaner cleans the floor.

Q6. Who cuts our hair?

Ans. The barber cuts our hair.

Q7. Who tends the garden?

Ans. The gardener tends the garden.

Q8. Who stitches our clothes?

Ans. The tailor stitches our clothes.

Q9 What do you see in the sky after the rain?
Ans. We see rainbow in the sky.

Q.10 Name two objects we use during rainy season?
Ans. Raincoat and umbrella.

Q.11 Which is your favourite food during rainy season?

Ans. Corn on the cob is my favourite food.



PRE-PRIMARY

STRUCTURED CONVERSATION

Q1. In which school do you study ?

A. I study in N.K. Bagrodia Public School.

Q2. In which class do you study ?

A. I study in PP (A, B, C, D, E, F, G).

Q3. Who is your class teacher?

A. My class teacher is _____ ma'am.

Q4. Name the people who help to run school.

A. Principal, Incharge, Teacher, Office staff and Helpers.

Q5. Name months of rainy season.

A. They are July, August and September.

Q6. Name the things we use in rainy season.

A. They are umbrella, raincoat and gumboots.



CONVERSATION SKILLS

Q1) What does a hairdresser do?

A1) A hairdresser trims and cuts the hair.

Q2) What does a tailor do?

A2) A tailor stitches clothes.

Q3) What does a carpenter do?

A3) A carpenter makes wooden furniture.

Q4) What does a cobbler do?

A4) A cobbler mends shoes.

Q5) What does a postman do?

A5) A postman delivers letters and parcels.

Q6) What does a farmer do?

A6) A farmer grows fruits, vegetables, and grains.

Q7) What does a gardener do?

A7) A gardener tends the garden.

Q8) What does a doctor do?

A8) A doctor cures the patient.

Q9) What does a pilot do?

A9) A pilot flies an aeroplane.

Q10) What does a policeman do?

A10) A policeman catches thieves and robbers.

Q11) What does a teacher do?

A11) A teacher teaches the children.

Q12) What does a soldier do?

A12) A soldier protects the country.

Q13) Name the different parts of the vehicle.

A13) steering wheel, wiper, brake, clutch, head light, horn, bonnet, gear.

Q14) what are helpline numbers of the following:



Ambulance, Fire tender, PCR van


A14) Ambulance- 102, Fire tender- 101, PCR van - 112.



RHYMES

PRE-SCHOOL

English	Hindi
<u>My house is red</u> My house is red A little house A happy child am I I laugh and play All day long I hardly ever cry I have a tree A green green tree To shade me from the sun And under it I often sit When all my play is done	<u>रोज़ सवेरे उठना</u> रोज़ सवेरे उठना अच्छा होता है नित कर्म करना अच्छा होता है ठीक समय पर पढ़ना अच्छा होता है नहीं किसी से लड़ना अच्छा होता है
<u>This is my mother</u> This is my mother Who helps me at play This is my father Who works all day This is my brother So strong and so tall This is my sister Who likes to play with doll This is me I am happy to say Together our family Kneels down to pray	
<u>One, two, I go to school</u> One, two, I go to school. Three, four, I play outdoor. Five, six, I read my books. Seven, eight, I am never late. Nine, ten, I sleep by ten.	



English	Hindi
<p><u>I am a tailor</u></p> <p>I am a tailor Stitch, stitch, stitch Watch how my needle goes Titch, titch, titch I am a cobbler Rat- a- tat tat Watch how my hammer goes Tap, tap, tap I am a doctor With a pill, pill, pill You need me when you are ill, ill, ill I am a postman tring, tring, tring Letters for you I bring, bring, bring</p>	<p><u>मेरा भारत</u></p> <p>भारत मेरा प्यारा देश सब देशों से न्यारा देश हिंदू मुस्लिम भाई भाई मिलकर रहते सिख ईसाई इसकी धरती उगले सोना ऊँच हिमगिरी बड़ा सलोना सागर धोता इसके पाँव है इसके अलबेले गाँव</p> 
<p><u>Number Rhyme</u></p> <p>1, 2 I go to school. 1, 2 I go to school 3, 4 I play outdoor 5, 6 I read my books 7, 8 I am never late 9, 10 I sleep by 10.</p>	<p><u>बादल गरजे</u></p> <p>बादल गरजे गड गड गड बरसा पानी झर झर झर नाचा मोर छम छम छम भीगे देखो तुम और हम(3)</p>




RHYMES

PRE-PRIMARY

English	Hindi
<u>BACK TO SCHOOL</u>	<u>पौष्टिक आहार</u>
<p>Summer is over, and school is here. Pack your bags, on the bus you go. Make new friends, and say hello. Reading, writing, learning more Than you ever did before.</p> <p>Adding numbers 1,2,3 So much to do, learn and see. I am happy to meet everyone Get ready for school, because it is fun.</p>	<p>पिज़्ज़ा, बरगर, पोपकोर्न, वैफर्स ये दिल मागे more इनके लिए बच्चे करते हैं शोर। फल, सब्जियों को करते हैं ignore दूध और जूस मागे no more बच्चों तुम ये जानो, जानो और ये मानो। फल और सब्जियां खाने से खुब energy मिलती है ये सब है बड़े ही yummy ऐसा कहती है mummy दे दो फिर हमको apple गाजर भी हमको दे दो स्वस्थ और healthy बनेंगे हम इनको हम नहीं कहेंगे ना</p>

<u>Neighborhood</u>	<u>कागज की नाव</u>
<p>"Places in My Neighborhood"</p> <p>I walk around my neighborhood, I see the places—oh, so good!</p> <p>I see the school, I love to learn, I read, I write, and then return.</p> <p>I see the park, with swings so high, I laugh and play and touch the sky.</p> <p>I see the store, with food to buy, Apples, juice, and a blueberry pie!</p> <p>I see the bank, where money stays, It helps my family in many ways.</p> <p>I see the hospital, clean and bright, They help us feel just right!</p> <p>I love my neighborhood, <u>yes</u> I do, It's full of people kind and true!</p>	<p>देखो देखो काली घटा छाई, टिप टिप टिप टिप बारिश आई । जिया, कनव ने नाव बनाई, फिर सबने मिलकर बहाई। नाव लहर में तैरती है, कितनी सुंदर लगती है। आगे बढ़ती रहती है, हमको यह समझाती है। <u>कभी भी ना तुम</u> घबराना, बस आगे ही बढ़ते जाना।</p>
<u>Raindrop</u>	
<p>One little raindrop in the dark, dark sky Two little raindrops watch the clouds roll by Three little raindrops go splat, splat, splat! Four little raindrops, <u>we'll</u> need boots for that! Five little raindrops and still no sun? <u>That's</u> too much for us, we better run!</p>	 

RHYMES

English	Hindi
<p>OUR HELPERS</p> <p>A Tailor stitches clothes to wear, Hairstylists cut and style our hair. Furniture is made by a carpenter, Bread and cakes are baked by a baker. In the school, teacher teach us, Drivers drive the rickshaw, taxi and bus. A lawyer files a lawsuit, A dentist cares for an aching tooth. A doctor treats our cold and flu, A cobbler mends our broken shoe. They are all our helpers, We need them all to help help us!</p>	<p>सिपाही</p> <p>जो काम किसी से न हो सका, वो काम करके दिखा दूँगा, झूठे बईमान लोगो को, ऐसी मैं सज़ा दूँगा, सबसे अच्छा देश मेरा, सब को यह बतला दूँगा, झंडा ऊँचा फहरा दूँगा, देश की शान बढ़ा दूँगा, मैं हूँ भारत का सिपाही, अपनी जान लुटा दूँगा ।</p> 
<p>TRANSPORT SONG</p> <p>Where do they go? A plane in the sky, A boat in the water. Look up again to see the helicopter. A train runs on tracks, A car on the road. Vans, trucks, and lorries All carry their load.</p>	<p>पतंग</p> <p>सरर-4 उड़ी पतंग, फरर-4 उड़ी पतंग, ऊपर उड़ती, मेरी पतंग, हवा में, डोर के संग, आसमान में ऊपर जाती, मटक-२ कर यह लहराती, और जब ये कट-२ जाती, (आई बो-sss), ठुमक-२ कर नीचे आती। इधर को जाती, उधर को जाती, हम सब को ये खूब है भाती ।</p>



CO-SCHOLASTIC /INNOVATIVE ACTIVITIES

PRE-SCHOOL

✓ DEVELOPING GOOD HABITS

- Greetings like hello, good morning, ma'am, good morning(friends name), Namaskar
- How to hang the school bag
- Walking in a queue in the corridor
- Placing a bowl of water in balcony and terrace and helping birds in quenching the summer thirst.
- Wishing elders and younger ones with Namaskar and boys to touch the feet of elders.
- Learning dignity of labour by doing the task ourselves.
- Do not waste water. Properly close the tap after using it.

✓ LIFE SKILLS

- How to keep our classroom clean
- How to fold a t-shirt (activity based)
- Table manners (helping your mother in setting a dining table, Restaurant etiquettes; napkin spreading etc.)
- Zipping and buttoning clothes.
- Watering the plants.
- Washing hands & face properly.

✓ CRITICAL THINKING

To initiate and enable children to think in a definite direction, it is critical thinking skill that allows children to identify, analyse and solve problems systematically.

- ❖ Shape train cards activity
- ❖ Can we replicate (with Ice-cream sticks).

✓ MANTRA OF THE MONTH

▪ SHIVA MANTRA

ॐ नमः शिवाय

शुभं शुभं कुरु कुरु

शिवाय नमः ॐ |

✓ MUDRA OF THE MONTH

- Hakini Mudra (To enhance concentration, develops creativity, boost memory power, etc.)

TECHNOLOGICAL SKILLS

- Revision of basics of computers.
- Some dos and don'ts in computer class.
- Introduction to different parts of computer.
- Enhancing logical, analytical ability and control over mouse through games on computer
- Typing letters and numbers using keyboard.



- MS Paint /TUX Paint
 - ✓ Colouring different shapes
 - ✓ Colouring Indian Flag
 - ✓ Colouring rakhi

AESTHETIC DEVELOPMENT (MUSIC)

- ❖ सरस्वती वंदना - हे शारदे माँ, हे शारदे माँ
- ❖ Sargam level 1
सा रे ग म प ध नी सां
सां नी ध प म ग रे सा ।
- ❖ Rain Song - रिमझिम रिमझिम टीपी टीपी टू
- ❖ Sound & recognition of "Tambourine"
- ❖ Clap beats on Congo



- ❖ Patriotic Song – “ये मेरा **India** ”
- ❖ Makhan chor act with children.
- ❖ Colour's Song – “What is pink”
- ❖ Dance steps – मुकुन्दा, मुकुन्दा

PRE-PRIMARY

✓ LIFE SKILLS

- ❖ Folding of an apron.
- ❖ Pack your bags.
- ❖ Buttoning of a shirt.
- ❖ Tying shoe lace.

✓ CRITICAL THINKING

To initiate and enable children to think in a definite direction, it is critical thinking skill that allows children to identify, analyse and solve problems systematically.

- ❖ Who doesn't belong here? (Related to topic- Rainy season)

✓ MANTRA OF THE MONTH

■ SHIVA MANTRA

ॐ नमः शिवाय

शुभं शुभं कुरु कुरु

शिवाय नमः ॐ |

✓ MUDRA OF THE MONTH

- Hakini Mudra (To enhance concentration, develops creativity, boost memory power, etc.)

🎵 AESTHETIC DEVELOPMENT (MUSIC)

❖ Sargam level 1 and 2

- 1) सा रे ग म प ध नी सां
सां नी ध प म ग रे सा ।
- 2) सासा रेरे गग मम पप धध नीनी सांसां
सांसां नीनी धध पप मम गग रेरे सासा ।

❖ Saraswati Vandana - हे सरस्वती माँ तुम्हे नमन


- ❖ Bhojpuri Folk Song – आहवो आहवो रे बरखा आहवो रे
- ❖ Sound & recognition of “Tambourine”
- ❖ Bhangra beats on Congo



अच्छी आदतें (Story Dramatization)

HAPPINESS ACTIVITY

Sailing of paper boat on a rainy day.



TECHNOLOGICAL SKILLS

- ❖ Revision of basics of computers.
- ❖ Some dos and don'ts in computer class.
- ❖ MS Paint/TUX Paint (Drawing different shapes and colouring them).
- ❖ Enhancing logical, analytical ability and control over mouse through games on computer.

❖ MS Paint

- Drawing and colouring the Indian National Flag
- Drawing and colouring Rakhi.

AESTHETIC DEVELOPMENT (MUSIC)

❖ **Saraswati Vandana** - हे सरस्वती माँ तुम्हे नमन

❖ **Sargam level 1 and 2**

सा रे ग म प ध नी सां

सां नी ध प म ग रे सा ।

सासा रेरे गग मम पप धध नीनी सांसां

सांसां नीनी धध पप मम गग रेरे सासा ।

❖ **Rakhi Song** – Happy रक्षा बंधन

❖ **Krishna Song** – Miracle of Lord Krishna

❖ **Number Song** – Number one here I come

❖ **Dance steps** – मकन्दा, मकन्दा

EXTRA-CURRICULAR ACTIVITIES

ACTIVITY	TEACHER'S NAME	CLASSES
MUSIC & CASIO	MS. SEEMA PANDEY	PRE-SCHOOL & PRE-PRIMARY
DANCE	MR. BUNTY	PRE-SCHOOL & PRE-PRIMARY
SKATING & GYMNASTICS	MS. MEENAKSHI	PRE-SCHOOL & PRE-PRIMARY
COMPUTERS	MS. SWATI ARORA	PRE-SCHOOL & PRE-PRIMARY
TABLE TENNIS	MR. HARISH	PRE-SCHOOL & PRE-PRIMARY

LIST OF COMPETITIONS

Freehand Drawing & Colouring Activity (Intra) – PP	24.07.2025
Colouring Activity (Intra) - PS	28.07.2025
Freehand Drawing & Colouring Activity (Inter) – PS & PP	31.07.2025
Fancy Dress Activity (Intra) – PP - A, B, C, D	05.08.2025
Fancy Dress Activity (Intra) – PP – E, F, G	06.08.2025
Fancy Dress Activity (Intra) – PS - A, B, C, D	07.08.2025
Fancy Dress Activity (Intra) – PS – E, F, G	08.08.2025
Hindi Individual Recitation Activity (Inter) – PS & PP	12.08.2025
Puzzle Solving Activity (Inter) – PP	11.09.2025
Puzzle Solving Activity (Inter) – PS	12.09.2025
Doha Recitation Activity (Inter) – PS & PP	25.09.2025

SPECIAL ASSEMBLIES, EVENTS & CELEBRATIONS

World Chocolate Day Celebration - PS & PP	07.07.2025
State Savvy – PP – A, B, C	11.07.2025
World Emoji Day – PS & PP	17.07.2025
National Mango Day – PS & PP	22.07.2025
Kargil Vijay Diwas – PS & PP	25.07.2025
State Savvy – PP – D, E, F, G	30.07.2025
Friendship Day Celebration - PP	04.08.2025
Raksha Bandhan Celebration – PS & PP	08.08.2025
Independence Day Celebration & Janmashtami Celebration – PS & PP	14.08.2025
State Savvy – PS – A, B, C	26.08.2025
World Coconut Day – PS	02.09.2025
Teacher’s Day Celebration – PS & PP	03.09.2025
Ganesh Chaturthi Celebration - PS	08.09.2025
Hindi Diwas Celebration - PP	15.09.2025
Movie Time – PS & PP	18.09.2025
World Photography Day - PS	19.09.2025
State Savvy – PS – D, E, F, G	23.09.2025
Dussehra Celebration - PS	26.09.2025

PTM

PTM for PS & PP is scheduled on **02nd August 2025**.





PLAY IS OFTEN TALKED
ABOUT AS IF IT WERE A RELIEF
FROM SERIOUS LEARNING.

BUT FOR CHILDREN, PLAY
IS SERIOUS LEARNING.

PLAY IS REALLY THE WORK
OF CHILDHOOD.

- *Fred Rogers*