



**N.K. BAGRODIA
PUBLIC SCHOOL**

— SECTOR-25, ROHINI —



SUMMER HOLIDAY

FUN

ACTIVITIES



**Fun
Activities**



**Creative
Learning**



**Happy
Holidays**



**Memories
to Cherish**

CLASS:

Balvatika-1

SESSION:

2026-27

Name:

Class & Section:





Tips for Positive & Effective Parenting



1. Create a Balanced Routine

- Limit screen time and replace it with hands-on play, conversation and outdoor time.
- Make a short outdoor activity part of your child's daily routine – a walk, a game or time in the garden.



2. Build Responsibility Through Small Tasks

- Encourage your child to water the plants every day. It teaches care and consistency
- Place a bowl of fresh water for birds or animals in a fixed spot. Let your child refill it daily and observe who comes to drink.



3. Model the Behaviour You Want to See

- Be mindful of the language you use around your child. Children learn by listening and often repeat what they hear with friends.
- Create a kind and respectful home environment. Avoid making fun of or criticizing others – whether it's a family member, friend, or teacher. This helps your child develop empathy and emotional well-being.



4. Nurture Values and Language Daily

- Introduce a simple habit like saying a short prayer or expressing gratitude before meals.
- Read aloud or narrate a short story with a moral every day. Storytelling builds language skills, imagination, and reinforces positive values.



Final note for parents:

Children don't need perfect lessons.
They need your time, attention and a safe space to explore.
Every small moment at home is a learning opportunity.



LIST OF FORTHCOMING ACTIVITIES AND EVENTS IN THE MONTH OF JULY.

DATE	ACTIVITY/EVENT
07.07.2026	World Chocolate Day Celebration - Pre-Primary Dept.
17.07.2026	Beyond Boundaries – A Presentation -PP – B & C
24.07.2026	Colour Spectrum (Intra) – PP (Free Hand Drawing and Colouring Activity)
27.07.2026	Kargil Vijay Diwas – Pre-Primary Dept.
28.07.2026	Colour Spectrum (Intra) – BV-I (Colouring Activity)
31.07.2026	Beyond Boundaries – A Presentation- PP – A & BV-I (A)




IMPORTANT POINTS :

- Summer Break will commence from Monday, 18th May 2026.
- The school will reopen on Thursday, 2nd July 2026.



- Worksheets and fun activities must be submitted to the respective class teachers on Monday, 6th July 2026 in a well labelled bag.







Let Us Bring Along

Prepare a magic plastic box. The box should contain below mentioned items. Kindly send the same along with the Holiday Homework to school by 06.07.2026.

- Crystal Stickers - 2 packets
- Big and medium sized bindis - 2 packets each
- 1 packet of glitter star and flower stickers.
- Plastic (foil) mirror - 1 packet big size and 1 packet small size (colour - golden and silver)).
- Glue drops - 1 packet
- Big mirrors - (round/diamond) shape - 6 each
- Thin and thick roll of ribbon - 1 each of any colour
- Help your ward make a beautifully decorated border using decorative materials like mirrors, sequins, crystals etc.

Border Size: 16.5 m X 1.5 inches



CHECKLIST

Here are a few parameters in below given checklist.

Parents should mark with or by end of June if their ward is able to achieve or not achieve the same.

Parents can work upon training their ward for the same.

WHAT MY CHILD KNOWS

Yes No

1 Is able to say his/her name.



2 Is able to say how old he/she is.



3 Can relay in words/sentences about his/her needs.



4 Knows his/her mother's/father's contact number.



WHAT MY CHILD DOES

Yes No

1 Is able to dress himself/herself.



2 Can brush his/her teeth.



3 Can manage himself/herself independently in Washroom.



4 Can take care of his/her personal belongings.



Let's grow, learn and become independent every day!





FUN ACTIVITIES



SELF-CARE BINGO



Fun activities to help you feel happy, healthy, and strong!

<p>READ A BOOK</p>	<p>PLAY A GAME</p>	<p>WATCH A MOVIE</p>	<p>HELP SOMEONE</p>	<p>KEEP YOUR ROOM CLEAN</p>
<p>BE KIND</p>	<p>EXERCISE</p>	<p>WRITE</p>	<p>DANCE</p>	<p>HAVE FUN!</p>
<p>HAVE FUN</p>	<p>TAKE A NAP</p>	<p>★ FREE PLAY</p>	<p>BUILD SOMETHING</p>	<p>GO FOR A WALK</p>
<p>LISTEN TO MUSIC</p>	<p>DO A PUZZLE</p>	<p>DO EXERCISE</p>	<p>PLANT A SEED</p>	<p>BAKE OR HELP IN COOKING</p>
<p>DO NOTHING</p>	<p>TAKE CARE OF YOUR PET</p>	<p>DRAW & COLOR</p>	<p>ASK FOR HELP</p>	<p>SING A SONG</p>



How to Play:

- ★ Choose an activity each day.
- ★ Mark it with a ✓ or color the box.
- ★ Try to complete a row, column, or the whole board!



Take care of yourself. You are amazing! ♥

PRE-NUMBER DISCOVERY HUNT

Nature's Size Safari

Step out into a nearby garden with your ward and become little explorers with them. Collect different natural objects like flowers, leaves, sticks, stones etc. Ensure that you collect 2 same objects of different size. Now help your ward to sort them in 2 different categories i.e big and small objects. Follow the picture for reference:



BIG



SMALL



Tall and Short Home Hunt

Help your ward look around the house and find different objects like bottles, candles, pencils, glasses etc. Ensure that you collect 2 same objects of different heights. Now help your ward to sort them in 2 different categories i.e tall and short objects. This will help them to understand the pre no. concepts through real life objects. Follow the picture for reference:



TALL



SHORT



NUMERACY - THREADS OF LEARNING

Here are some links of fun activities related to numeracy for your child. This will strengthen the numeracy skills and make his/her understanding better.

Counting Activity


Use small cotton ball, water colour, pencil and rubber band to tie cotton ball on pencil for printing.

Matching Shapes

Collect cardboard base, cardboard rolls, ice cream sticks and shapes cutouts

<https://youtube.com/shorts/hQHUB5IW00?feature=shared>

<https://youtube.com/shorts/c1TeEqOI9nE?feature=shared>





PLAY, LEARN AND GROW!



Here are a few fun activities which can enhance language development skills in your ward .

-  **Story** - Learn a short story of 5-6 lines along with actions.

-  **Rhyme** - Learn a rhyme of 5-6 lines with actions.

-  **Myself** - Prepare and learn 5 lines about yourself.

- **Describing a picture** - Take any colourful picture and describe it by speaking 3-4 lines about it



- **Vocabulary Building** - Learn three new words every day and try to use them in daily conversations.

A

ant, arm, add

B

bat, bed, boy

C

cat, cup, cop


D

dog, dip, dad

MISSION - BALANCE AND CONTROL

You will require a cup, ball and thread for this activity. Watch the link. This will improve your ward's balance and eye hand coordination.

<https://pin.it/186yzQt5x>



ZUMBA MASTERS

Zumba for kids is highly beneficial, combining music, dance and play to boost cardiovascular health, coordination and flexibility. It builds self-confidence, improves social skills through teamwork, and offers a fun, high-energy, full-body workout that enhances mental well-being and reduces stress. Practice zumba through the link given below daily and make the summers more enjoyable and healthy.

<https://youtube.com/watch?v=pP5H00igVpE&feature=shared>



LITTLE PALM , BIG LOVE FOR DAD

Dear Mothers,

Here's the fun activity specially for you and your child celebrating Father's Day. A rocket has to be created through paper cutting and palm impression of your child. This can be gifted on Father's Day (21st June 2026).



WIGGLE GIGGLE YOGA

Below given are a few easy yoga poses. Practice them daily to be more flexible and calm.



You can refer to the link shared to practice the yoga poses correctly

https://youtube.com/watch?v=Qh2_w-qKGpl&feature=shared



BRAIN GYM FUN



Here are links for some fun activities for the children to keep them occupied and at the same time enhance their cognitive abilities.

- **Ball O Mania**

You will need a few colourful palm cutouts and balls. You can even take colourful circles instead of balls.

<https://pin.it/X4GBcxAMn>

- **Colour Matching Fun**

All you need is a bowl full of uncooked rice, colourful buttons and coloured stickers. See the link and let the fun begin.

<https://pin.it/6sxDRnEqA>

- **Popsicle pairs**

For this activity you require a few ice cream stickes and coloured stickers. Let your ward explore, observe and match.

<https://pin.it/H0695L9vc>



SUMMER SPLASH FUN TIME

Here are some links of fun activities related to general awareness for your child. Kindly help them do the activities and send the same to school after the vacation.

Summer fruits

1. <https://pin.it/3rY5TUtcn>

OR

Summer fruits fan

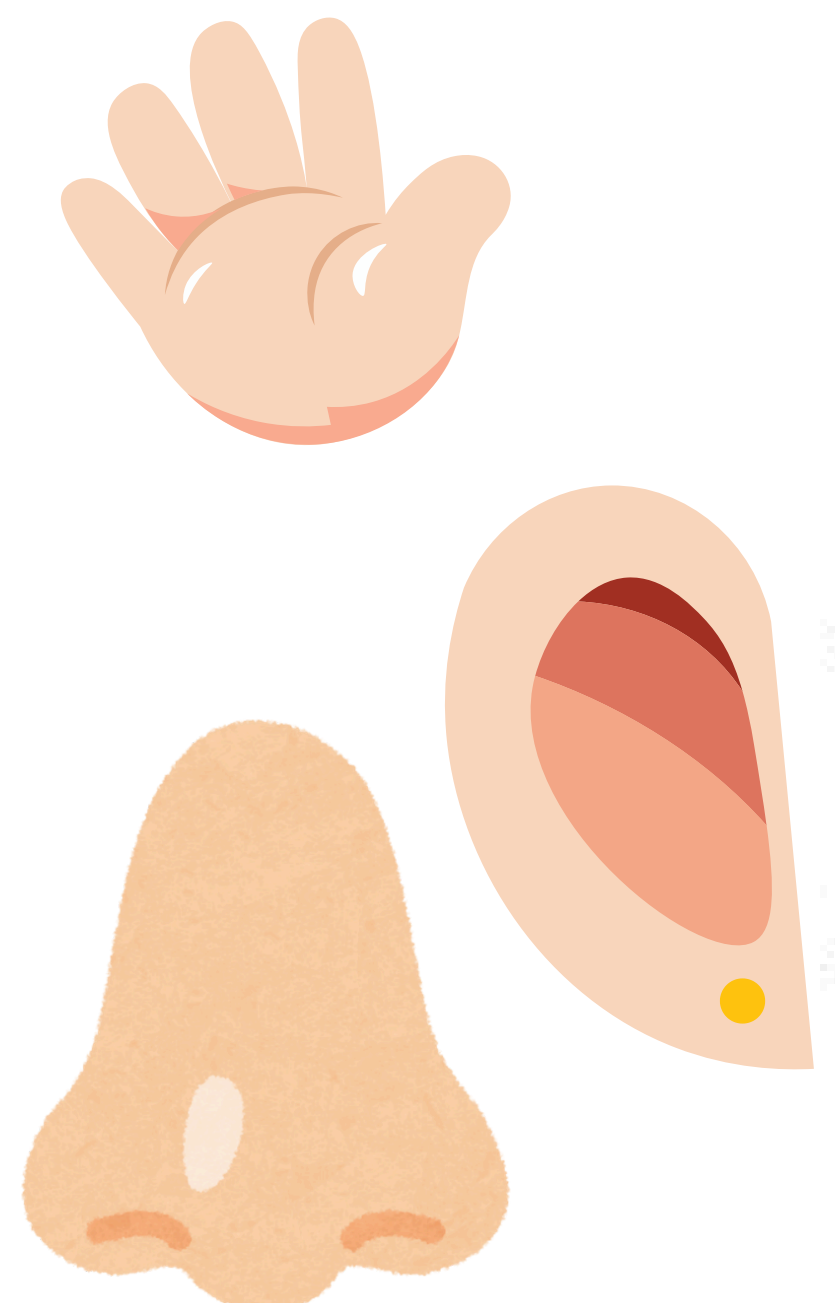
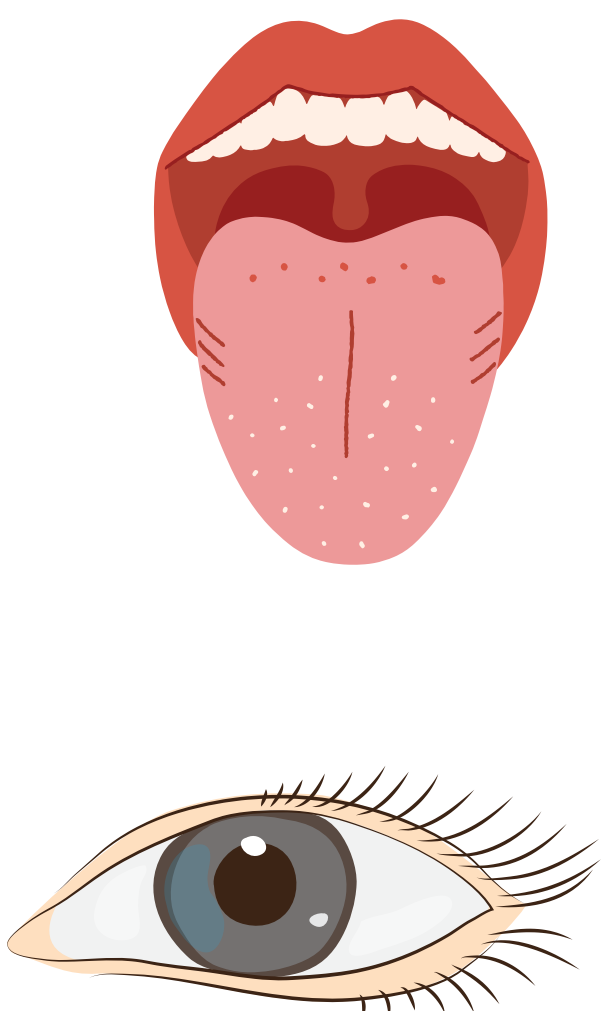
<https://pin.it/40VpzTmQC>

Spinning Sun

2. <https://pin.it/2galZeGW7>


SENSORY SACK

Help your ward prepare a sensory sack. Collect two items each related to the five sense organs - eyes, ears, nose, tongue, skin. Put them in a bag and send them to school.



STAR DECOR


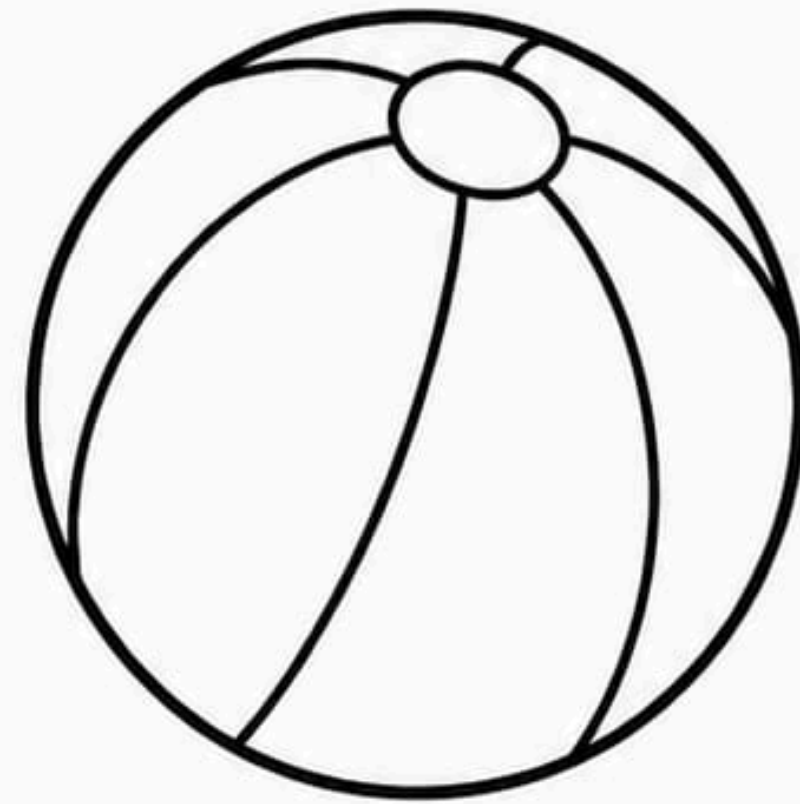

Here is a shape given to you. You can help your ward in decorating it with sequins, mirrors, colours, crystals etc. This will help in enhancing your ward's creative skills and will increase his/her focus and concentration.



LANGUAGE DEVELOPMENT 2 (ENGLISH)

TRACE AND HUE

Trace the letters and colour the pictures.



MATCHING FUN


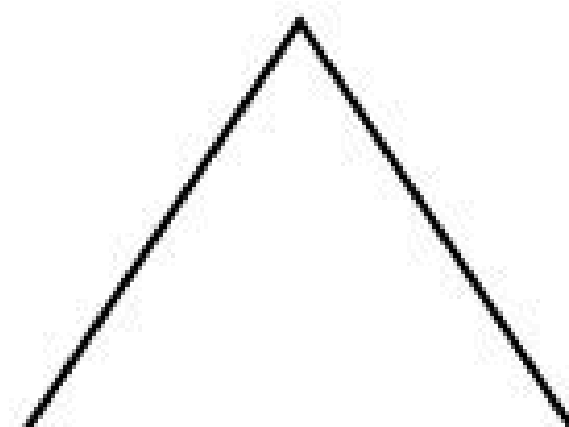








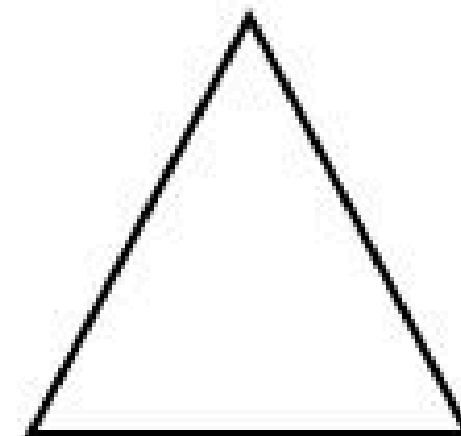




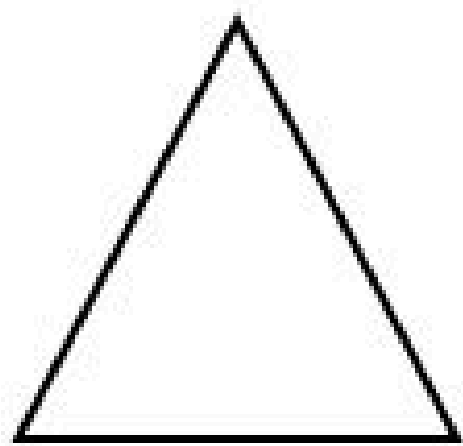


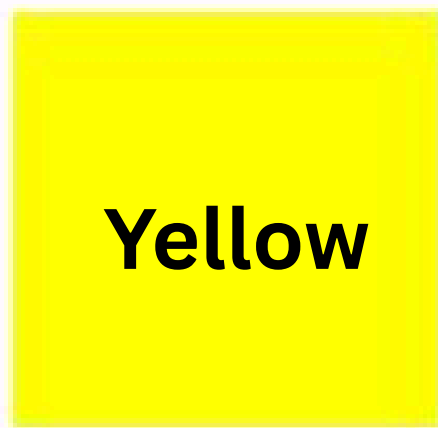
Match the letters with the related pictures.

The matching exercise is contained within a large red circle divided into four quadrants by a horizontal and a vertical line. Each quadrant features a letter in a colored circle and several related illustrations:

- Top-Left Quadrant:** Contains a green circle with the letter 'A'. Illustrations include a red ant holding two brown nuts, a red apple with a green leaf, and a red toy car.
- Top-Right Quadrant:** Contains a light purple circle with the letter 'B'. Illustrations include a colorful beach ball (pink, green, blue, yellow, orange), a girl in a pink dress and tiara, and a bed with a blue blanket.
- Bottom-Left Quadrant:** Contains a light orange circle with the letter 'C'. Illustrations include an orange cat with white paws, a red toy car, and a red ant holding two brown nuts.
- Bottom-Right Quadrant:** Contains a yellow circle with the letter 'D'. Illustrations include a girl in a pink dress and tiara, a white dog with brown spots, and a colorful beach ball.








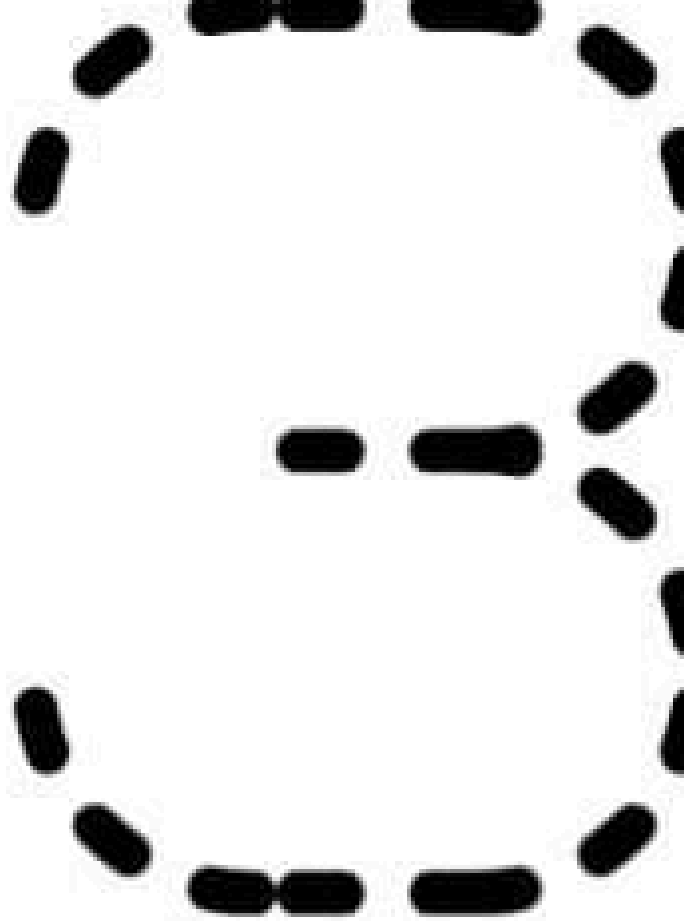

SHAPE COLOUR FUN

Let's colour the shapes with the appropriate colour as shown above.



NUMBER PATH EXPLORER

Apply water colour on your finger tip and trace the numbers. You can colour the pictures, too.

TRACING FUN

Trace the different lines and curves with crayon.

The tracing practice area is enclosed in a blue border and contains several rows of lines for tracing. The first two rows consist of vertical dotted lines on a set of three horizontal lines. The next two rows consist of horizontal dotted lines on a set of three horizontal lines. The following two rows consist of diagonal dotted lines sloping upwards from left to right on a set of three horizontal lines. The next two rows consist of diagonal dotted lines sloping downwards from left to right on a set of three horizontal lines. The final two rows consist of curved dotted lines, resembling a 'C' shape, on a set of three horizontal lines.

CARING ABOUT MYSELF - PERSONAL HYGIENE



Circle the objects we use to keep our body clean.





PACK IT RIGHT

Add only the items you use in the class by matching them to your school bag and cross out the rest.




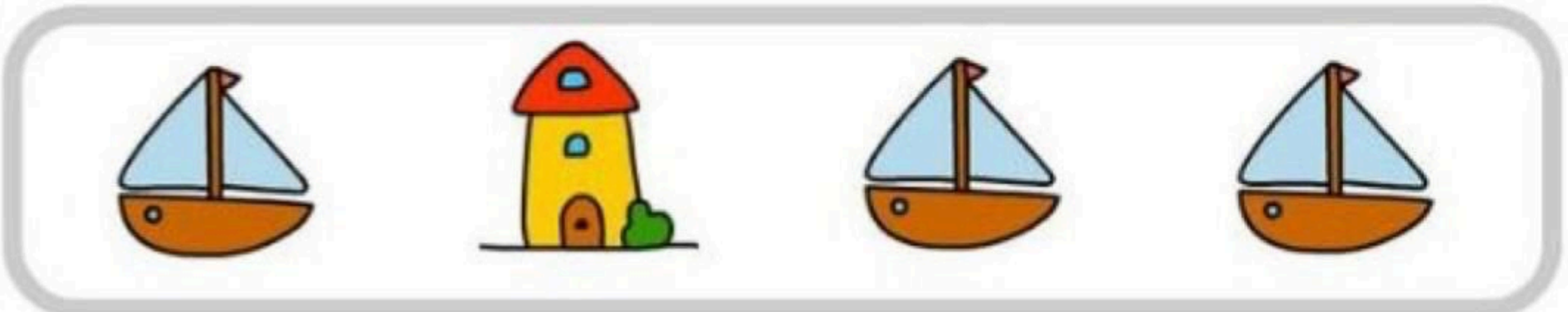



--	--	--	--



PICTURE DETECTIVE



One of the below give picture is not like the others of the same group. Observe and circle the odd picture and be a super detective.




UNCOVER THE UNMATCHED

Observe and cross three differences in picture B

A



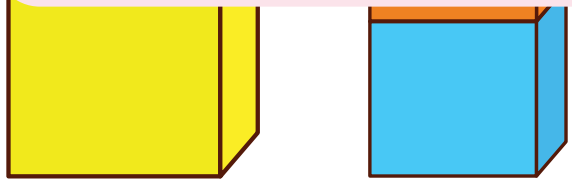


B



SEQUENCING FUN

Observe the picture carefully and paste bindis according to the sequence of events (eg-unbroken vase 1 bindi).





COMPUTER WORKSHEET



1 Match the following. ★



Mouse



Keyboard



Monitor



2 Tick (✓) the correct habit and cross (✗) the rest.



Sit straight while using computer.



Eat food near computer.



Use clean hands.



Hit the keyboard hard.

PERFORMING ARTS (MUSIC)

• Learn Sargam Level 1 & 2

• Level 1



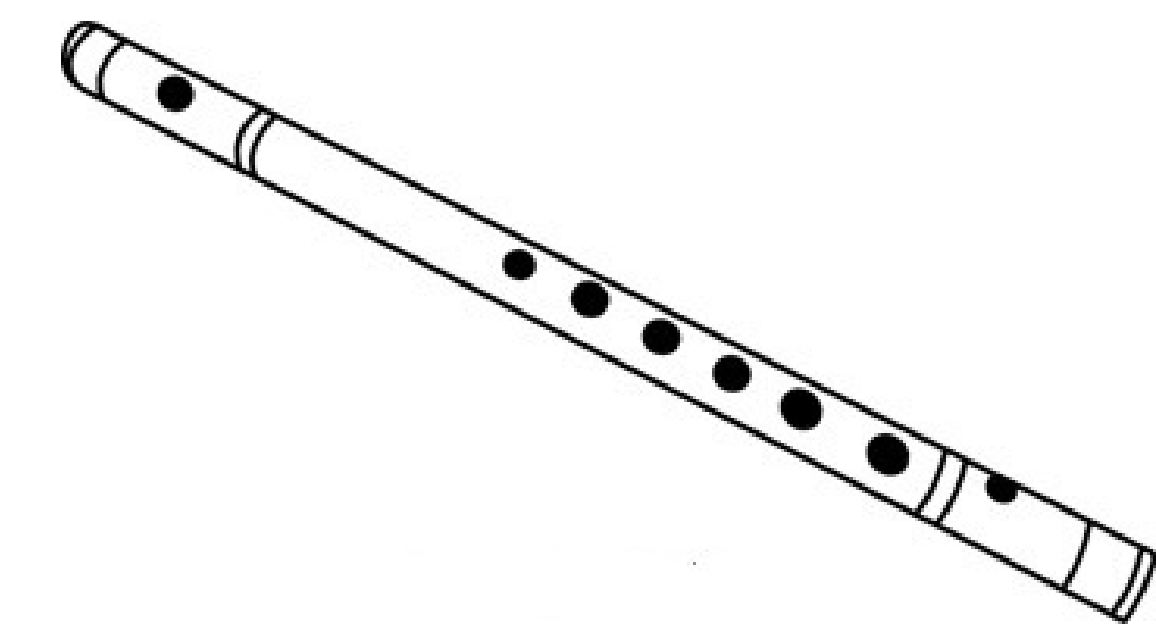
सा रे ग म प ध नी सां
सां नी ध प म ग रे सा

• Level 2

सासा रेरे गग मम पप धध नीनी सासां
सांसां नीनी धध पप मम गग रेरे सासा



• Recognize and colour your favourite musical instruments



PERFORMING ARTS (DANCE)

Please find below the links to curated dance videos for your ward to watch and practice during the summer break.

- <https://youtube.com/watch?v=lujMQ3V1U-k&feature=shared>
- https://youtu.be/Z67AyvBLaKU?si=6_Wjmii2-uwDKDlO
- <https://youtube.com/watch?v=O3OqOu97XfA&feature=shared>



keep
SMILING

keep
DREAMING