



***N.K.BAGRODIA PUBLIC SCHOOL***  
***AHINSA MARG, SEC-9, ROHINI,***  
***SESSION 2026-27***  
***CLASS-1***  
***HOLIDAYS HOMEWORK***




**Dear Parents, Namaskar! Summer Vacation!**

**A long time to rejoice and recreate for all children. It is an appropriate time when the parents spend quality time with their children and try to discover their hidden potential, realize their talents and explore their inner self.**


**Following are the suggestions that will help the children to spend their vacations judiciously. Vacation give children a chance to relax. Besides relaxing, there should be a healthy mix of play and work.**

- Channelize their energy with their favorite hobby, creative and constructive work.**
- Encourage your child to eat healthy food to strengthen their body.**
- Help your child in making Non -Fire cooking items .(Ex. Cold sandwich, Lemonade, Sprouts salad).**
- Take your child for outing and fun. Spend maximum time with him/her to develop an everlasting bond.**
- Help your child to inculcate reading habits. (Ex. PanchtantraKahaniya, The Jungle Book, Jack and the Beanstalk etc.) .**
- Converse with your child in English.**
- Encourage him/her to wish elders in the morning. •**


**Kindly ensure that your child completes his/her homework neatly. Encourage and only supervise your child to complete the assignments creatively and independently as it will help them to improve their writing skills.**



## LANGUAGE 1: हिंदी



- 1.3 इन 1 नोटबुक मे प्रतिदिन 1 पृष्ठ सुलेख कीजिये ।
2. कोई एक कहानी 8-10 पंक्तियों में याद कीजिये।
3. किसी एक विषय पर ( लिंग, वचन, विलोम शब्द) 2-2 फ़्लैश कार्ड बनायें । (A4 size sheet)



### अधिगम प्रतिफलपः

- छात्र वर्ग के मात्रिक वर्णों को पहचानने, उच्चारित करने तथा लिखने के प्रति रुचि जागृत करना।
- उनकी स्मरण शक्ति एवं विवेक को विकसित करना।



## LANGUAGE 2 – ENGLISH

a. Prepare a monoact of 7 to 10 dialogues on any one of the following topics:

1. Shopkeeper and a customer
2. Teacher and student
3. Grandparent and grandchild
4. Child with a friend



b. Kindly prepare the following under the guidance and supervision of your parents according to your roll number.

**Roll No.**

**Assigned Activity**

1-11

Magic words-  
Colorful Cutouts

12-22

Rhyming words train  
(4 letter words)  
A3 size

23-33

Wh Family  
Colourful cutouts

34-45

Flashcards of emoticons  
(any 3)



## Learning Outcomes


- This framework aims to enhance language, through interactive methods.
- Students will learn and demonstrate understanding, of poems, expand vocabulary, revise previous learning, and engage in word building activities.
- They will also be able to understand similar ending sounds in words and improve phonemic awareness and pronunciation.



# NUMERACY

1. Practice single digit addition sums daily in the yellow notebook.
2. Practice number names from 1 to 20 in the yellow notebook.
3. Make the following materials according to the respective classes .The links have been added for reference. You can be creative in your own way.

Class	Task	Reference link
I-A	A model of wall clock	<a href="https://www.youtube.com/shorts/wVBjHqlwK84">https://www.youtube.com/shorts/wVBjHqlwK84</a>
I-B	A model of piggy pockets along with notes with denominations of 1, 2, 5, 10, 20 and 50 (3 notes each)	<a href="https://www.youtube.com/watch?v=eMzSiLyGrRg">https://www.youtube.com/watch?v=eMzSiLyGrRg</a>
I-C	Cutouts of 2D and 3 D Shapes (A- 4 Size sheet)	-
I-D	A 2D representation of ordinal numbers on A3 size sheet	-
I-E	A wall hanging of Months of the Year	<a href="https://www.youtube.com/watch?v=0wB4gpcmMYI">https://www.youtube.com/watch?v=0wB4gpcmMYI</a>



## Learning Outcomes

- Memorize the months of year.
- Read the time from the clock.
- Write the number names from 1 to 20.
- Solve single digit addition sums.



# CREATIVE AND AESTHETIC SKILLS

1. Do the Art Book page no.-27, 28, 29, 30 and 31.

2. Make the following according to the respective classes. The links have been added for reference. You can be creative in your own way.

Class	Reference link
I-A	<a href="https://pin.it/5ZvyeNxjD">https://pin.it/5ZvyeNxjD</a>
I-B	<a href="https://pin.it/E18Yu0aNX">https://pin.it/E18Yu0aNX</a>
I-C	<a href="https://pin.it/5WedCzoGX">https://pin.it/5WedCzoGX</a>
I-D	<a href="https://pin.it/50KuVbboB">https://pin.it/50KuVbboB</a>
I-E	<a href="https://pin.it/6iwAUG5zH">https://pin.it/6iwAUG5zH</a>


## Learning Outcomes:

- enhance their fine motor skills.
- enhance imagination and creativity.



# Creative Computer Art

Use your imagination and creativity to design a computer in an artistic and colorful way. You may draw it by hand or use a computer to create your design. Once you have finished, take a colored printout of your artwork on an A4 size sheet. Please make sure to add a neat border around your work before getting it laminated. [Few pictures are given below for your reference.](#)



## Learning outcomes

- \* To enhance creativity and imagination
- \*To develop basic computer awareness
- \*To improve fine motor skills
- \*To enhance aesthetic sense and colour coordination

## UNSEEN PASSAGE - CLASS 1

Read the passage and answer the questions below:

Tom has a little puppy named Max.  
Max is a brown and white puppy. He likes play with a ball and run in the garden. Max loves to eat biscuits and drink milk. He is a very happy and playful puppy.



### Answer the questions:

1. What is the name of Tom's puppy?  
(a) Jack                      (b) Max                      (c) Sam
2. What color is Max?  
(a) Black and white      (b) Brown and white      (c) Grey and black
3. What does Max like to play with?  
(a) A ball                      (b) A doll                      (c) A toy car
4. What does Max like to eat?  
(a) Candy                      (b) Biscuits and milk      (c) Apples
5. Where does Max like to run?  
(a) In the house      (b) In the garden      (c) At the park



Name: \_\_\_\_\_

Date: \_\_\_\_\_



**N.K.BAGRODIA PUBLIC SCHOOL**  
Ahinsa Marg, Sector -9 Rohini, Delhi-110085


Name: \_\_\_\_\_ Class: \_\_\_\_\_

• Draw lines to match the words with the correct option

**block**



**green**



**snack**



**snail**



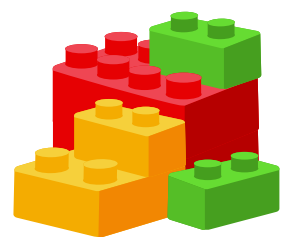
**clam**



**snow**



**clap**





# एन. के. बगड़ोदिया पब्लिक स्कूल

अहिंसा मार्ग, सेक्टर-9, रोहिणी, दिल्ली-110085

नाम: \_\_\_\_\_

कक्षा: \_\_\_\_\_

क) दो फलों फल व सब्जियों के नाम लिखिए और चित्र बनाइए।(आ की मात्रा)

फलों के नाम

सब्जियों के नाम



A large rounded rectangular box with a vertical dashed line down the center, intended for drawing and writing the names of fruits and vegetables.

ख) दो रंगों के नाम लिखिए। (आ की मात्रा)

A large rounded rectangular box intended for drawing and writing the names of two colors.





**N.K. BAGRODIA PUBLIC SCHOOL**  
**AHINSA MARG, SECTOR-9 ROHINI, DELHI-110085**

**NUMERACY**  
**Sheet -2**  
**TOPIC – BEFORE/AFTER/BETWEEN**

NAME - \_\_\_\_\_ CLASS - \_\_\_\_\_ Roll No- \_\_\_\_\_

**AFTER**

**BEFORE**

**BETWEEN**

11

13

16

18

13

15

15

17

17

14

18

20

15

12

14

16

12

18

17

19

19

17

12

14

18

16

11

13

16

19

16

18

14

20

13

15

Date: \_\_\_\_\_

TEACHER'S SIGN. - \_\_\_\_\_



# N.K. Bagrodia Public School

Ahinsa Marg, Sector -9 Rohini Delhi -110085

## NUMERACY

TOPIC – PUT THE SIGN (>/</=)

NAME - \_\_\_\_\_ CLASS - \_\_\_\_\_

Roll No- \_\_\_\_\_

### NUMERACY

TOPIC – PUT THE SIGN (>/</=)

12 < 26	45 ○ 4
7 ○ 33	44 ○ 14
25 ○ 32	9 ○ 19
39 ○ 50	44 ○ 14
5 ○ 25	41 ○ 23
2 ○ 47	25 ○ 47
25 ○ 39	31 ○ 18
12 ○ 44	40 ○ 37

Date: \_\_\_\_\_

TEACHER'S SIGN: \_\_\_\_\_