



N.K BAGRODIA PUBLIC SCHOOL
AHINSA MARG, SEC-9, ROHINI DELHI

Summer BREAK

Dear Parents,


Summer is finally here—a time for our students to trade their school bags for new adventures and favorite hobbies. While we want them to enjoy every moment of this well-deserved break, we also believe in keeping those bright minds active through "invisible learning".

To help channel their wonderful energy, we have designed creative subject assignments intended for independent exploration. These activities are crafted to elevate their skills while allowing them to spend their vacation ingeniously. We also encourage our students to:


Dive into Books: Explore new worlds through stories and share those experiences with siblings, parents, or grandparents.

Explore the World: Visit new places and discover the exquisite beauty of the world around them.

We wish you and your family a joyful and refreshing vacation!



English



1. Transcribe a page of cursive writing on a daily basis.

2. Story Fusion Write a short story starting with “One sunny morning, I found a mysterious box... To be submitted on an A4-size sheet



3. Design a grammar game as per the designated roll numbers.

Roll no 1 to 7- Types of Sentences/Subject and Predicate

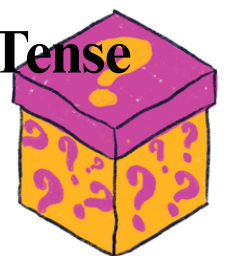
Roll no 8 to 15 - Nouns

Roll no 16 to 22- Prepositions

Roll no 23 to 30- Conjunctions

Roll no 31 to 37- Simple Tense/ Continuous Tense

Roll no 38 above- Adverbs



1.Reviewing the World Between Pages

Read a novel of your choice. Write a review on an A4size sheet about thestory.

Suggested books

- Charlie and the Chocolate Factory by Roald Dahl
- The Jungle Book by Rudyard Kipling
- Malgudi Days by R.K. Narayan
- The Adventures of Tom Sawyer by Mark Twain

2. My Vocabulary Garden

- Draw a garden scene on an A3 size sheet.
- Write a new word in the center of each flower. Petals should include the following:



- a. Meaning
- b. Synonyms
- c. Short Sentence

Learning outcomes

- 1.Expand vocabulary through new words and their meanings
2. Improve sentence formation and storytelling skills
3. Strengthen understanding of grammar concepts and apply grammar rules in a fun, practical way

हिंदी



1- बीस पृष्ठ सुलेख लिखिए।

2-समाचार पत्र में से दो चित्र काटकर उन्हें ए 4 आकार के पृष्ठ पर चिपकाकर चित्र वर्णन कीजिए।

3 -प्रतिदिन हिंदी समाचार-पत्र या किसी कहानी की किताब से एक कठिन शब्द खोजिए। उन शब्दों को एक 'शब्द-वृक्ष' के रूप में चार्ट पेपर पर सजाएँ। हर टहनी पर एक नया शब्द और उसका अर्थ लिखिए।

क



ख

4-रसोईघर के 5 मसालों के नाम हिंदी में लिखिए और उनका एक-एक औषधीय गुण पता करके ए-4 आकार के पृष्ठ पर लिखिए।



5-मेरे सपनों का बुलंद भारत

एक चार्ट पेपर पर भविष्य के भारत की एक तस्वीर बनाएँ (जैसे: अंतरिक्ष में बस्तियाँ, प्रदूषण मुक्त शहर, या हर बच्चे के हाथ में किताब)। "साल 2050 का भारत" विषय पर एक नारा भी लिखिए।



6-सुनो कहानी' की कहानियों को पढ़िए एवं अवकाश के बाद कक्षा में सहायक सामग्री के साथ हाव-भाव सहित सुनाने के लिए कहानी कंठस्थ कीजिए।



7-परियोजना कार्य अनुक्रमांक के अनुसार दिए गए कार्य को ए 3 आकार के पृष्ठ पर सुंदर व सुसज्जित रूप में कीजिए-

अनुक्रमांक 1 से 22- कल्पना रचनात्मक सोच की नींव है और हमारी दुनिया को नया रूप और आकार देने की हमारी क्षमता का एक महत्त्वपूर्ण कारक है। अपनी इसी क्षमता का उपयोग करते हुए किसी भी काल्पनिक वस्तु/स्थान (जादुई कलम, उड़ने वाली घड़ी) का चित्रात्मक विज्ञापन बनाइए। विज्ञापन के लिए एक आकर्षक नारा भी लिखिए।

अनुक्रमांक 23 से 45- भारत की महिलाओं ने पुरुषों के साथ कंधे से कंधा मिलाकर भारत को बुलंदी की चरम सीमा पर पहुँचा दिया है। आज वे डॉक्टर ,इंजीनियर ,वैज्ञानिक ,अंतरिक्ष यात्री आदि बनकर विभिन्न क्षेत्रों में प्रसिद्ध हो गई हैं। भारत की इन सफल नारियों का एक कोलाज बनाइए।

नोट- प्रश्न 1 कम पृष्ठों वाली या पिछले वर्ष की कापियों के बचे पृष्ठों से बनाई कॉपी में कीजिए।

सीखने के प्रतिफल (लर्निंग आउटकम)

- 1.सृजनात्मकता,रचनात्मकता एवं कल्पना शक्ति का विकास होगा।
- 2.संचार-कौशल व पेशीय कौशल में प्रवीण होंगे।
- 3.विषय एकीकरण एवं कला एकीकरण के कार्य करने में सक्षम होंगे
4. समलोचनात्मकता चिंतन और संप्रेषणात्मकता विकसित होगी।



Mathematics

- 1) Learn multiplication tables till 18.
- 2) Practice Ch.1 (Large Numbers) and Ch.2 (Mathematical Operations).
- 3) Solve Worksheets 53-62 and 71-78 in Mental Maths Book.
- 4) Solve Learning Logs given in the Touchpad Mathematics Book, pages 60-61, in practice register.
- 5) Study 9-digit number international place value system. Draw international place value system on A4 sheet. Also, compare it with the Indian place value system.

INTERNATIONAL PLACE VALUE SYSTEM

In the International place value system, the periods are *ones, thousands and millions*. Three digits are placed in each period.


PERIODS →	MILLIONS			THOUSANDS			ONES		
PLACES →	Hundred millions	Ten millions	Millions	Hundred thousands	Ten thousands	Thousands	Hundreds	Tens	Ones

COMPARING THE TWO SYSTEMS

INDIAN SYSTEM	TC	C	TL	L	TTh	Th	H	T	O
INTERNATIONAL SYSTEM	HM	TM	M	HTh	TTh	Th	H	T	O

In both the systems, 5-digit numbers are read in the same way.

	INDIAN SYSTEM	INTERNATIONAL SYSTEM
6-digit numbers	1 lakh = 100 thousand	
7-digit numbers	10 lakh = 1 million	
8-digit numbers	1 crore = 10 million	
9-digit numbers	10 crore = 100 million	



Art Integration Activity : Create a beautiful block printing or vegetable printing design and make 10 borders (length of the chart paper and breadth= 10cm), inspired by the patterns and techniques suggested in Touchpad Mathematics book, pages 152-154. Be creative with colours and designs!

$$(\sqrt[n]{a})^m = \sqrt[n]{a^m} = a^{\frac{m}{n}}$$



1) Art Integration Activity : Create a beautiful block printing or vegetable printing design and make 10 borders (length of the chart paper and breadth= 10cm), inspired by the patterns and techniques suggested in Touchpad Mathematics book, pages 152-154. Be creative with colours and designs!


2)Project Work (5 Marks) :

Task 1: Biography

Write a brief biography of an Indian mathematician on an A4 size sheet. Include:

- Early life and education
- Achievements and contributions to mathematics
- Impact of their work

Be creative with presentation and illustrations!



Task 2: Make a portrait on a separate A4 sheet, draw or paste a picture of the mathematician. Add a caption with their name and notable contribution.

Ø Roll No. 1-6 (Bhaskara I)

Ø Roll No. 7-12 (Bhaskara II)

Ø Roll No. 13-18 (Aryabhata)

Ø Roll No. 19-24 : (Brahmagupta)

Ø Roll No. 25-30 (Srinivasa Ramanujan)


Ø Roll No. 31-36 (Madhava of Sangamagrama)

Ø Roll No. 37 onwards (C.R. Rao)




Learning outcomes:

1. Handle large numbers in Indian & International systems up to 9-digits.
2. Compute fast & accurately using tables till 18 and DMAS on large numbers.
3. Link math with art through patterns and measured printing designs.
4. Learn about Indian mathematicians and their contributions to math.
5. Self-revise & communicate concepts clearly using worksheets and projects.



EVS



**1. Revise the work done so far.
Read Chapters 6 and 7.**



1. Eco Emporium

If possible, visit a wildlife sanctuary or a reserve forest or a biodiversity park and observe the birds and animals in their natural surroundings. Use materials gathered during the visit to create art from natural fallen objects. See reference pictures



The learning outcomes are:

The student-

a) makes posters to create awareness and celebrate the achievements of pioneering woman agriculturists to recognise their invaluable contribution and to promote gender equality.

b) prepares useful and creative display material from natural sources to suggest harmony between the different elements of our environment

c) uses head, hand and heart to acquire skills and attributes for the 21st Century. .

d) appreciate th efforts of self in preparing useful learning aids to promote learning through the senses.



COMPUTER

Use Canva to create a simple video:

🧩 Task: Create a Short AI Video

- **Topic: “How AI Helps Us Every Day”**
- **Create a 4–5 page video/animation**

📌 Include:

- **Page 1: Title (AI in Daily Life)**
- **Page 2: AI in Mobile Phones**
- **Page 3: AI in School / Learning**
- **Page 4: AI in Entertainment (Games/YouTube)**

Page 5: Conclusion (Why AI is useful)

🎨 Design Tips:

- **Add images, icons, and text**
- **Use simple animations (fade, slide, etc.)**
- **Keep text short and clear**

📥 Submission:

- **Download the project as an MP4 video and upload it to the shared Drive link provided in the class WhatsApp group.**

ART

1. Make 10 beautiful borders of same pattern

•Size : 3 inches x 33 inches

2. Get a coloured printout on A3 size sheet on any traditional painting of India.

3. MAGIC OF CRAFT

CLASS

PROJECT

5A

Bottle Craft

5B

Jute Craft

5C

Designer Planters

5D

Decorative Wall Hanging

5E

Decorative Plates

•Reference links and images will be shared in the class groups.



General Awareness

Topic: Explore Tamil Nadu



Dear Students

During your holidays, become young explorers and learn more about the beautiful state of Tamil Nadu. Prepare an attractive chart/project using pictures, drawings, and neat handwriting.

Choose any one topic and create a chart on A3 size sheet.

V-A

Cuisine (Food)

- * Famous dishes like idli, dosa, sambhar, etc.**
- * You may draw or paste pictures.**

V-B


Handicrafts

- * Traditional crafts like Tanjore paintings, silk sarees, etc.**

or

Flora and Fauna

- * Plants, trees, and animals found in Tamil Nadu.**



V-C

Monuments

*** Famous places like temples and historical buildings.**

or

Places to Visit

*** Hill stations, beaches, and tourist spots.**



V-D

Festivals and Dances

*** Festivals like Pongal**

*** Classical dance forms like Bharatanatyam**

V-E

Language

*** Main language spoken (Tamil)**

*** Learn and write a few simple Tamil words.**

or

Costume of the People

*** Traditional dress of men and women.**

Instructions:

- * Make your chart colorful and creative.**
- * Use headings and subheadings.**
- * Add pictures/drawings for better presentation.**
- * Write neatly**



By completing this project on Tamil Nadu, students will be able to:

- Enhance Knowledge of Culture and Heritage**
- Develop Research Skills**
- Build Awareness of Diversity**