




N.K.BAGRODIA PUBLIC SCHOOL
AHINSA MARG, SEC-9, ROHINI,
DELHI-85

SESSION 2026-27



CLASS III



HOLIDAY HOMEWORK



HAPPY HOLIDAYS

Vacations are a perfect opportunity to unwind, discover new places, and step away from everyday routines. They help us relax and recharge while creating joyful memories. One of the best parts of a vacation is spending meaningful time with family—chatting, laughing, playing together, and enjoying meals as a group. Whether we go on a trip or stay at home, these moments help us grow closer and deepen our relationships. Ultimately, vacations are not only about the destinations we explore, but also about the happiness and togetherness we experience with our loved ones.

ग्रीष्मावकाश गृहकार्य

हिन्दी

“छुट्टियाँ खुशियों के लिए होती हैं, और गृहकार्य उनमें सीखने की मिठास घोल देता है।”



1. सुंदर लेखन अभ्यास

एक छोटी कॉपी में 10 पृष्ठ सुलेख लिखिए।



2 .कहानी का समय

एक नई प्रेरणादायक कहानी सुनिए / पढ़िए और उसे अपने शब्दों में चित्र सहित लिखिए।

3.कविता प्रस्तुति

अपनी पसंद की कोई छोटी कविता याद कीजिए और उसका चित्र बनाकर लिखिए।

4. अनुक्रमांक (रोल नंबर) के अनुसार दिए गए कार्य कीजिए-

रोल नंबर १ से ११-एक ए-३ शीट को किसी भी सुंदर आकृति (जैसे- तितली, फूल, पत्ती, गुब्बारा आदि) में काटिए।

*उस पर एक अनमोल वचन लिखिए।

*उस आकृति को चित्रों/स्टिकर्स/बॉर्डर से सजाइए।



रोल नंबर १२ से २२-एक ए-३ शीट पर अपने मनपसंद त्योहार का सुंदर-सा चित्र बनाइए/चिपकाइए।

* उससे संबंधित ३-४ पंक्तियाँ लिखिए।

* त्योहार में पहने जाने वाले कपड़े या विशेष भोजन का नाम भी लिखिए।

* २-३ सजावटी वस्तुएँ (जैसे- कागज़ की लड़ियाँ, सितारे) लगाइए।



रोल नंबर २३ से ३३- एक ए-३ शीट पर अपनी प्रिय ऋतु का सुंदर-सा चित्र बनाइए/चिपकाइए।

* उससे संबंधित ३-४ पंक्तियाँ लिखिए।

* उस ऋतु में मिलने वाले फल/सब्जियों के नाम लिखिए।

* उस ऋतु में आप क्या करना पसंद करते हैं, यह भी लिखिए।



रोल नंबर ३४ से ४५
एक फ्लैश कार्ड पर किसी मुहावरे
से संबंधित सुंदर चित्र बनाइए/
चिपकाइए।

✍️ मुहावरा लिखकर उसका अर्थ
भी लिखिए।

ऊँट के मुँह में जीरा


अर्थ

आवश्यकता से कम भोजन



सीखने के प्रतिफल

- सुलेख में छोटे वाक्य लिखने के माध्यम से लेखन कौशल में सुधार।
- रचनात्मक सोच और कल्पनाशक्ति को बढ़ावा मिलेगा।
- कला एकीकरण के माध्यम से हिंदी विषय रुचिकर लगेगा।



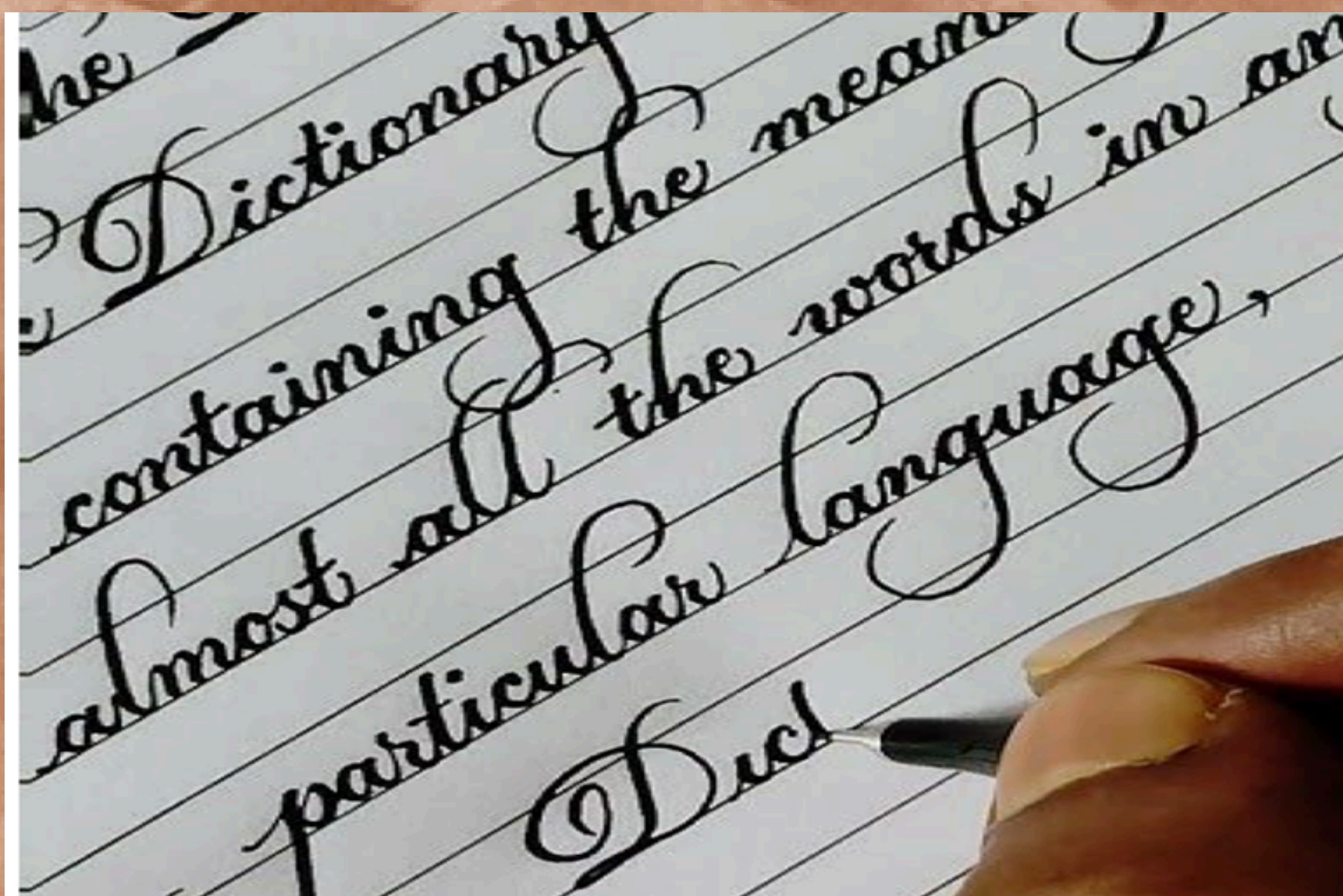


English Holiday Homework



‘Learning English opens doors to stories, friends, and adventures!’

1) Transcribe a page of cursive writing daily in a separate holiday homework notebook.



2) Revise the work done so far.

3) If your holidays were a storybook, what would its title be?

a) Designer cover page creatively!

Think of innovative ideas and make the most appropriate cover page for your book on A4 size sheet.

b) Why did you choose the above title. Present the information beautifully on A4 size sheet and attach it with your cover page.



4) “learning becomes exciting when it feels like a game.”

Designer, fun and creative game based on anyone English grammar topic (such as nouns, verbs, adjectives etc). Explain the name of your game, the rules and how it is played.


**5) Create your own “Word Hop”
Write any five new words that you learned during your summer vacation. Each on different A4 size sheet, design a colourful “Word Hop”by writing each word in a fun way.**

- * For each word, also write its meaning, antonym, its illustration and use it in a sentence.
- * Make your work neat, creative, and beautifully decorated.

Learning Outcomes

Students will be able to:

- *develop neat and legible handwriting using cursive style.
- * Learn and understand the meaning of unfamiliar words.
- * use new vocabulary in sentences correctly.
- *apply grammar and vocabulary concepts in a fun and engaging way.
- * think creatively and respond quickly.



Mathematics

“Solve , Learn , Grow.”

To help students sharpen their math skills, we use engaging activities that make learning both fun and impactful. We expect students to dive into these tasks with focus and enthusiasm.

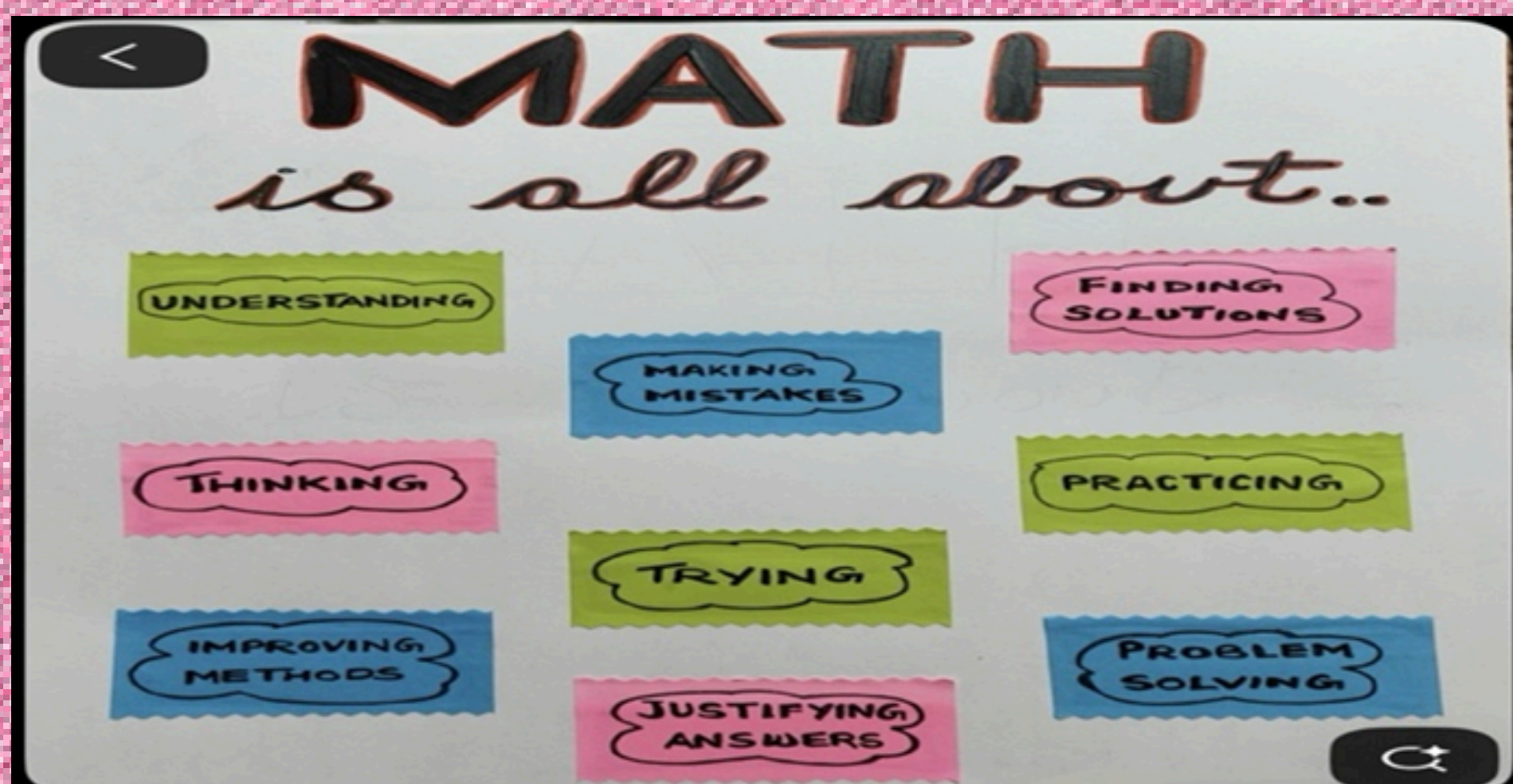


- 1) Learn tables from 2 to 12.
- 2) Revise Ch-1 , Ch-2 and Ch-3.
- 3) Complete following worksheets in your Mental Math Book :

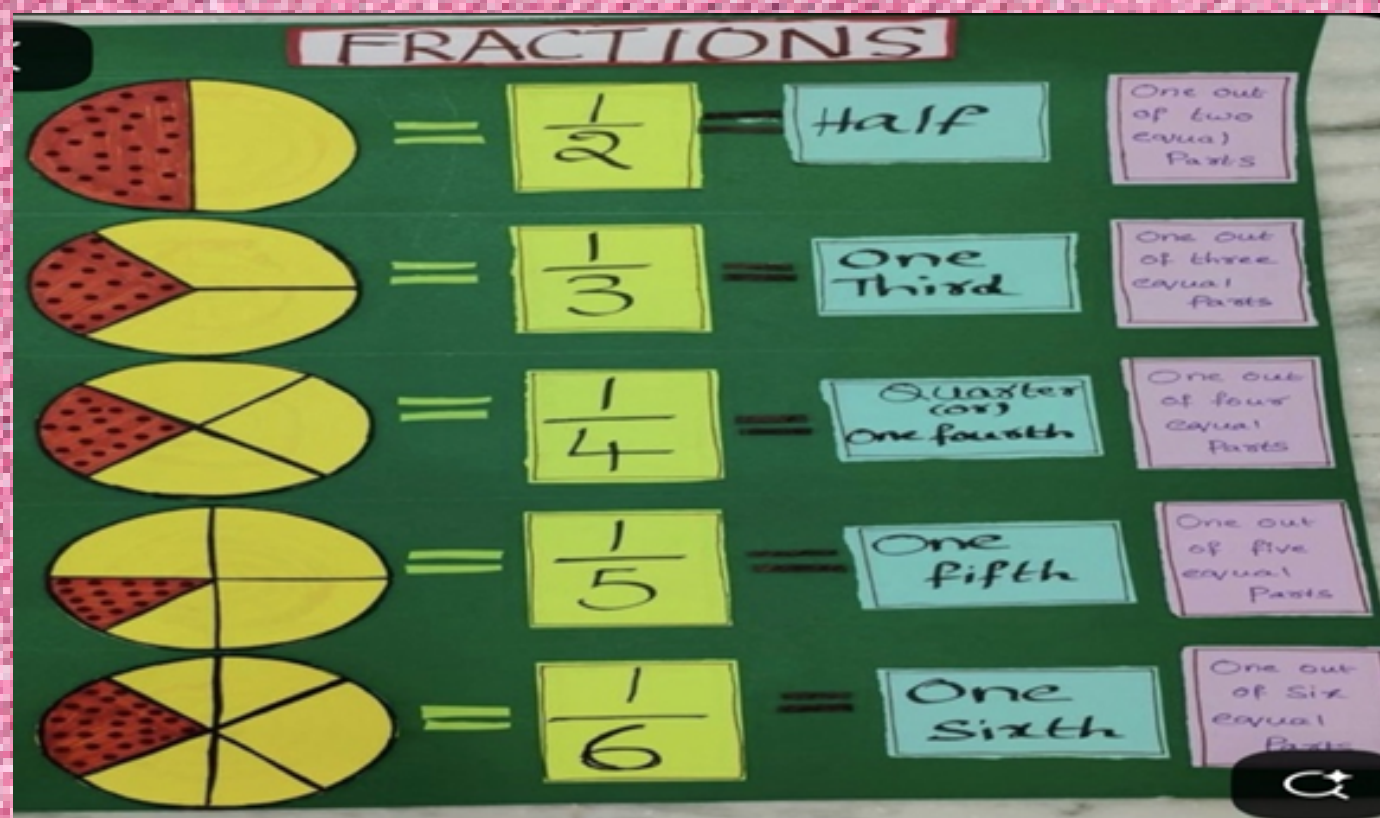
Worksheet No. – 1 to 4, 9 to 41

- 4) Design the following art work according to your roll numbers:

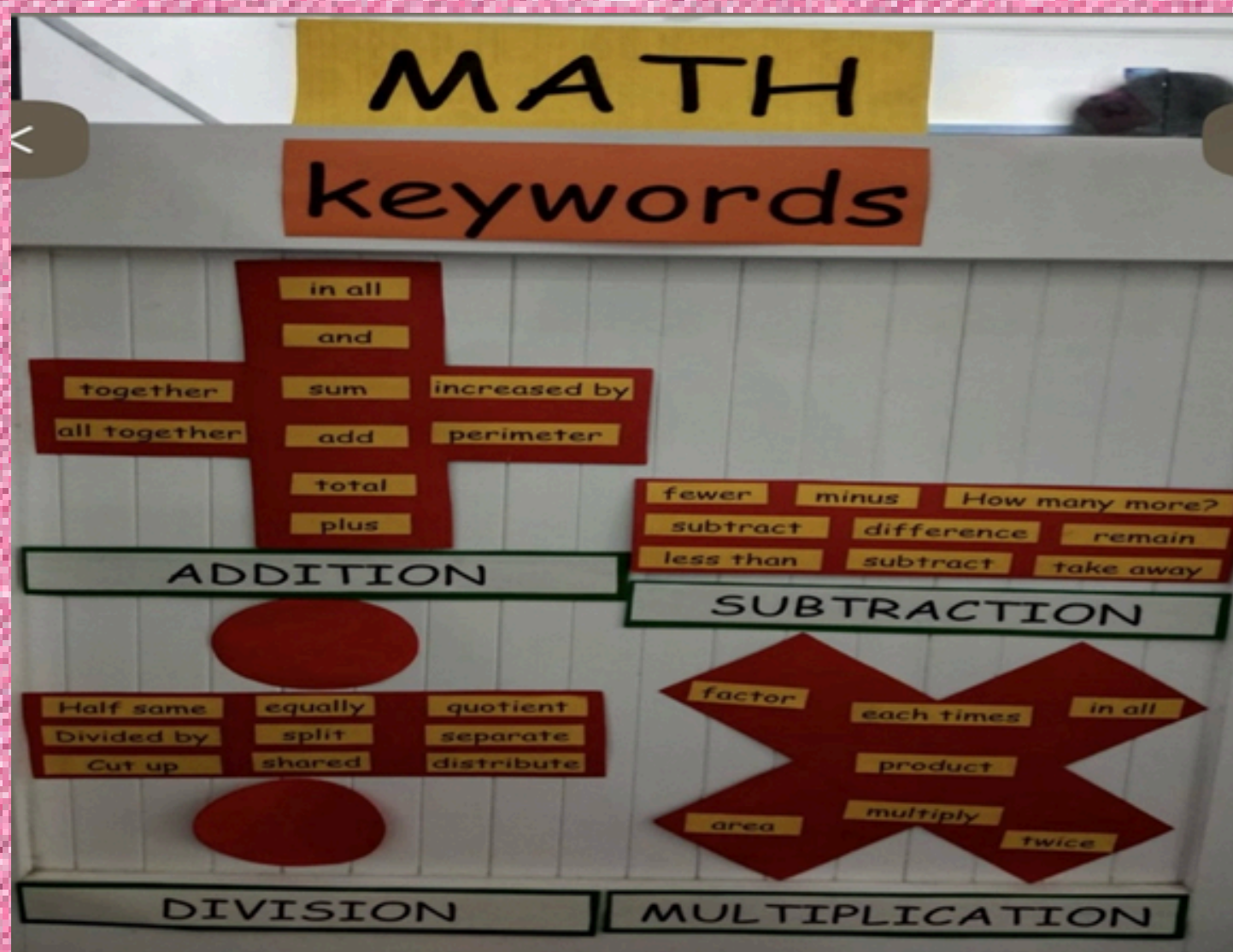
*Roll nos. 1 to 5 – Math is all about



*Roll nos. 6 to 10 – Pictorial representation of fractions



*Roll nos. 11 to 15 – Math Key words



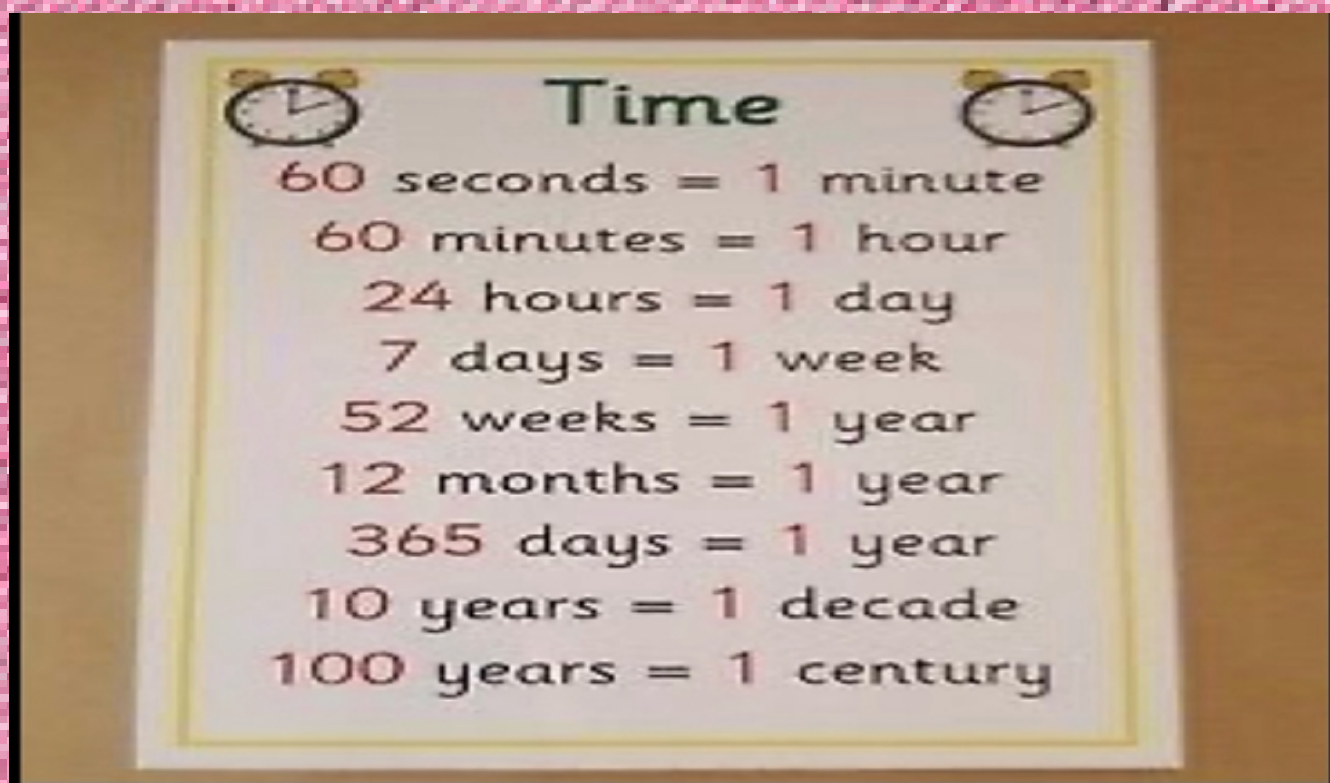
*Roll nos. 16 to 20 – Rangoli design using shapes/ tessellation pattern

*Roll nos. 21 to 25– Borders (8 strips of full length of pastel sheet and width 3 inches)

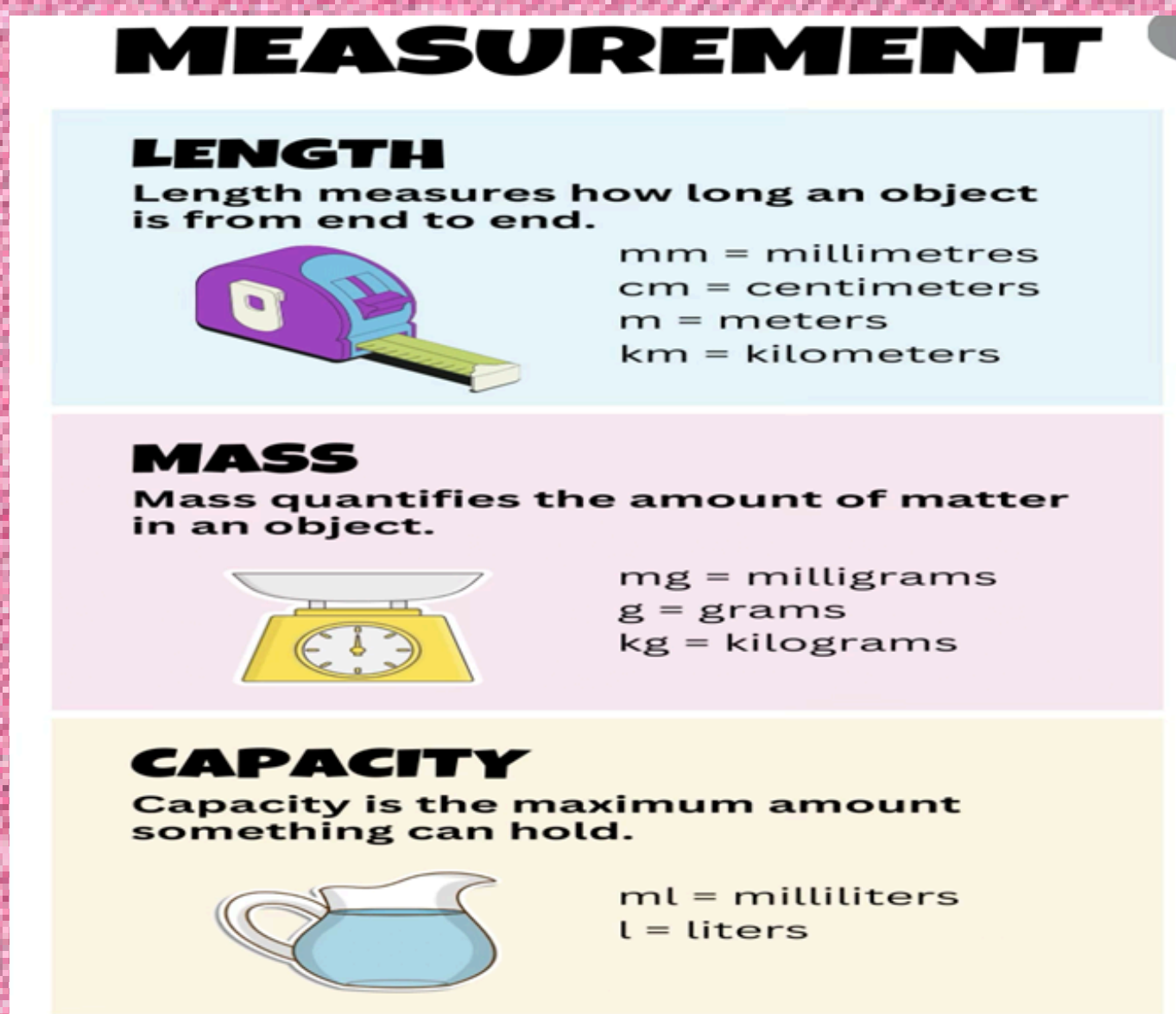
*Roll nos. 26 to 30 – Shapes Hanging



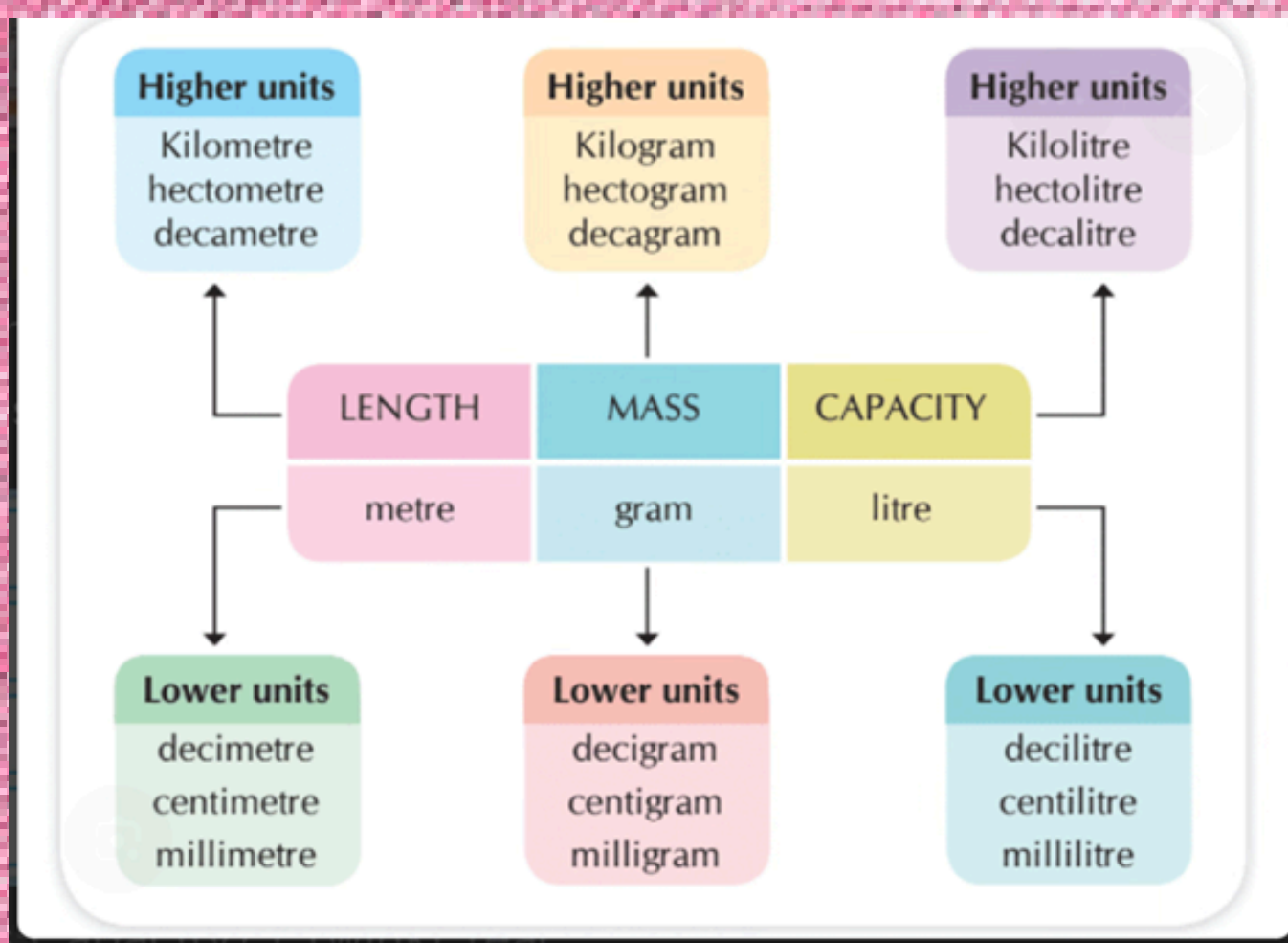
*Roll nos. 31 to 35– Units of time



*Roll nos. 36 to 40 – Measurement



*Roll nos. 41 to 44 – Units of measurement



(ALL IMAGES HAVE BEEN SHARED FOR REFERENCE ONLY. STUDENTS ARE ADVISED TO USE THEIR OWN CREATIVE IDEAS TO DESIGN THE CHARTS.)

Learning Outcomes

- Remember the properties of addition and subtraction and solve the problems correctly.
- Differentiate between objects according to their shapes.
- Comprehend how the times table functions.



- Develop a connection between daily life contexts and mathematical thinking.
- • Build self-discipline and responsibility
- • Engage in activity-based tasks (charts, puzzles, games) to make learning enjoyable.



EVS

HOLIDAYS

HOMEWORK



E.V.S. is all about exploring new things in and around yourself and making the environment as eco-friendly as possible. During this summer break, let us play our part to make our surroundings beautiful and safe for living.

Activity 1 : “Traffic Smart Flip Cards”

Create 5 colorful flashcards based on traffic signs and road safety rules.

📌 Instructions:

- *Use A 4 size sheet to make each flash card.**
- *Each card should show one traffic sign or rule.**
- *Make the cards neat, colorful, and creative.**



Activity 2 : “Journey of Migratory Birds”

Research and gather information about a migratory bird. Collect details about its migration path, including pictures and maps that show its route. Use this information to create a wall magazine for your class, showcasing the fascinating journey of this bird.

📌 Instructions:

- Choose one migratory bird.
- Find out where it comes from and where it goes.
- Write 2–3 simple lines about the bird.
- Draw or paste a picture of the bird.
- Draw a simple map or path showing its journey.
- Arrange everything neatly to make a wall magazine/chart.(A 3 size sheet)



Activity 3: “Protect Our Planet!” 🌍

Create a poster to spread awareness about pollution and ways to reduce it. Use drawings, slogans, and colors to make your message clear and impactful.

- Roll Nos. 1 to 10 - Water Pollution
- Roll Nos. 11 to 20 - Air Pollution
- Roll Nos. 21 to 30 - Land /Soil Pollution
- Roll Nos. 31 to 44 - Say no to Crackers



General Awareness

Class III A

Roll No. 1–10: Sikkim – Festivals (Charts)

Roll No. 11–20: Nagaland – Tourist Places (3D Models)

Roll No. 21–25: Arunachal Pradesh – Handicrafts (3D Chart/Placard/Model)

Roll No. 26–30: Arunachal Pradesh – Monuments/Tourist Places (3D Chart/Placard/Model)

Roll No. 31–35: Arunachal Pradesh – Flora/Fauna (3D Chart/Placard/Model)

Roll No. 36–40: Arunachal Pradesh – Cuisines (3D Chart/Placard/Model)

Roll No. 41 onwards: Arunachal Pradesh – Festivals (3D Chart/Placard/Model)

General Awareness

Class III B

**Roll No. 1–10: Sikkim - Handicrafts
(3D Chart/Placard/Model)**

**Roll No. 11–20: Nagaland – Cuisines(3D
Chart/Placard)**

**Roll No. 21–25: Assam– Handicrafts (3D
Chart/Placard/Model)**

**Roll No. 26–30: Assam– Monuments/Tourist
Places (3D Chart/Placard/Model)**

**Roll No. 31–35: Assam – Flora/Fauna (3D
Chart/Placard/Model)**

**Roll No. 36–40: Assam– Cuisines (3D
Chart/Placard/Model)**

**Roll No. 41 onwards: Assam– Festivals (3D
Chart/Placard/Model)**

General Awareness

Class III C

Roll No. 1–10: Sikkim – Flora/Fauna (3D Chart/Placard/Model)

Roll No. 11–20: Nagaland–Festivals (3D Chart/Placard/Model)

Roll No. 21–25: Manipur– Handicrafts (3D Chart/Placard/Model)

Roll No. 26–30: Manipur– Monuments/Tourist Places (3D Chart/Placard/Model)

Roll No. 31–35: Manipur – Flora/Fauna (3D Chart/Placard/Model)

Roll No. 36–40: Manipur – Cuisines (3D Chart/Placard/Model)

Roll No. 41 onwards: Manipur– Festivals (3D Chart/Placard/Model)

General Awareness

Class III D

Roll No. 1–10: Sikkim – Cuisines (Charts)

Roll No. 11–20: Nagaland – Handicrafts (3D Chart/Placard/Model)

Roll No. 21–25: Meghalaya – Handicrafts (3D Chart/Placard/Model)
Roll No. 26–30: Meghalaya – Monuments/Tourist Places (3D Chart/Placard/Model)

Roll No. 31–35: Meghalaya – Flora/Fauna (3D Chart/Placard/Model)

Roll No. 36–40: Meghalaya – Cuisines (3D Chart/Placard/Model)

Roll No. 41 onwards: Meghalaya – Festivals (3D Chart/Placard/Model)

General Awareness

Class III E

Roll No. 1–10: Tripura – Festivals (Charts)

Roll No. 11–20: Tripura – Tourist Places (3D Models)

Roll No. 21–25: Mizoram – Handicrafts (3D

Chart/Placard/Model) Roll No. 26–30: Mizoram –

Monuments/Tourist Places (3D

Chart/Placard/Model)

Roll No. 31–35: Mizoram – Flora/Fauna (3D


Chart/Placard/Model)

Roll No. 36–40: Mizoram – Cuisines (3D

Chart/Placard/Model)



Roll No. 41 onwards: Mizoram – Festivals (3D

Chart/Placard/Model)



COMPUTER

- Design a creative and colourful poster on the topic 'My Dream Robot' using MS Paint.
- Take a colour printout of your poster on an A4 size sheet.
- Add a neat and attractive border to enhance the visual appeal.
- Laminate the sheet after bordering it.



Images are for your reference only.



*** Do the Art book pg no -26, 27, 29, 31, 40.**

*** Craft Activity for**

*** Class 3A**

<https://pin.it/TYNcyyIOW>

*** Class 3B**

<https://pin.it/3TmtSvJxV>

*** Class 3 C**

<https://pin.it/5awfTDMoC>

*** Class 3 D**

<https://pin.it/3z4uWg2sD>

*** Class 3 E**

<https://pin.it/13RM1mIU8>