



N. K. BAGRODIA PUBLIC SCHOOL
AHINSA MARG, SECTOR-IX, ROHINI, NEW DELHI-110085



SESSION 2026-27

CLASS IV

HOLIDAY
HOMEWORK





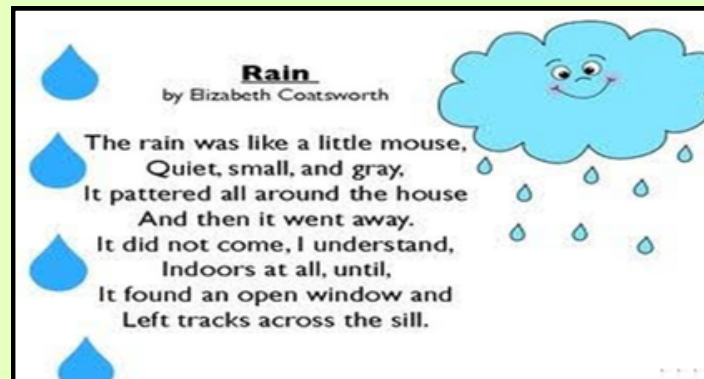
Holidays are a time for children to rest, play, and discover new things around them. A little learning during the break helps keep young minds active and curious. The homework has been planned with simple and enjoyable activities. It gives students a chance to revise concepts, be creative, and spend quality time with family while learning.

Wishing everyone a safe, happy, and refreshing summer break!

ENGLISH

Summer vacation is here – a wonderful time to relax, explore, and discover new things. Let your imagination shine and use this time to be creative in your own unique way. Enjoy learning beyond books and make beautiful memories along the way.

1. Verse Voyage



Frame a short poem about summer, nature, or seasons on A3 size sheet. Draw colourful illustrations related to it.

2. A Dream India for better tomorrow



Design a poster on 'My Dream India' on A3 size sheet. Write your ideas about how you envision India in the future.

3. Cards we send for joys that don't end

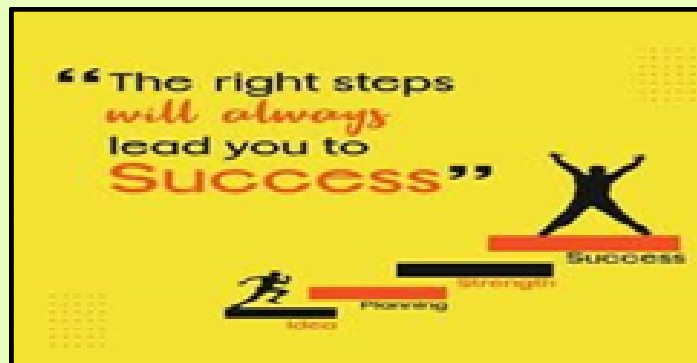


Design and make a card for any one of the following occasions:

- Inviting friend for your birthday.
- Thanking friend for a birthday gift.
- Wishing friend good luck for your exams.


Write a short message inside the card.

4. Quotes to learn, wisdom to earn



Use an A3-sized sheet. Write a meaningful quote related to education, learning, hard work, or success. Accompany the quote with a relevant illustration that reflects its theme, and enhance the overall presentation with an elegant and creative border design.

5. Stories to hear bring joy and cheer



Use your summer break to enjoy the magic of reading. Pick your favourite book and spend some quiet time reading it. It will take you to amazing world full of adventure! Draw and colour your favourite character /scene from the story on A3 size sheet and write 4-5 lines explaining it.

6. Revise entire work done in the class.

LEARNING OUTCOMES

The students will be able to:

- *Enhance Reading Skills which will improve vocabulary, comprehension and fluency.
- *Develop better writing skills, sentence structure, grammar, and creativity through writing exercises.
- *Strengthen knowledge of parts of the speech, tenses, and sentence formation.
- *Think critically and express ideas innovatively.
- *Learn independently, inculcate a sense of self-discipline, responsibility and time management.
- *Revise previously learned concepts for long-term retention.

हिंदी

निम्नलिखित कार्य एक पतली कॉपी में कीजिए।

1. बीस पृष्ठ सुलेख लिखिए।
2. 51 से 70 तक गिनती अंकों एवं शब्दों में लिखिए।
3. 'व्याकरण भारती पुस्तक में से पृष्ठ संख्या-99 पर दिए गए चित्र का वर्णन अपने शब्दों में कीजिए।



4. फ़सल से संबंधित विभिन्न राज्यों के त्योहारों का A4 शीट पर एक कोलाज बनाइए।



5. देश भक्ति से संबंधित कविता पढ़ें और जो कविता आपको सबसे अच्छी लगे उसे हाव-भाव सहित याद कीजिए।

6. नीचे लिखें विषयों में से किसी एक विषय पर चित्रात्मक लघु कहानी / चित्र कथा लिखिए --

- * स्वच्छता
- * हमारा स्वास्थ्य
- हमारी प्रकृति

7. समाचार पत्रों एवम् पत्रिकाओं में से कहानियाँ पढ़िए।

8. समय के महत्त्व को समझते हुए एक घड़ी का मॉडल तैयार कीजिए।



नोट- यह सभी कार्य आपको अपने नाम सहित एक फोल्डर में एकत्रित करके कक्षा में जमा करवाना है।

सीखने के प्रतिफल (लर्निंग आउटकम)

१. रचनात्मकता एवं कल्पना शक्ति का विकास होगा।
२. समस्या समाधान में सक्षम होंगे।
३. विषय एकीकरण एवं कला एकीकरण के कार्य करने में सक्षम होंगे।

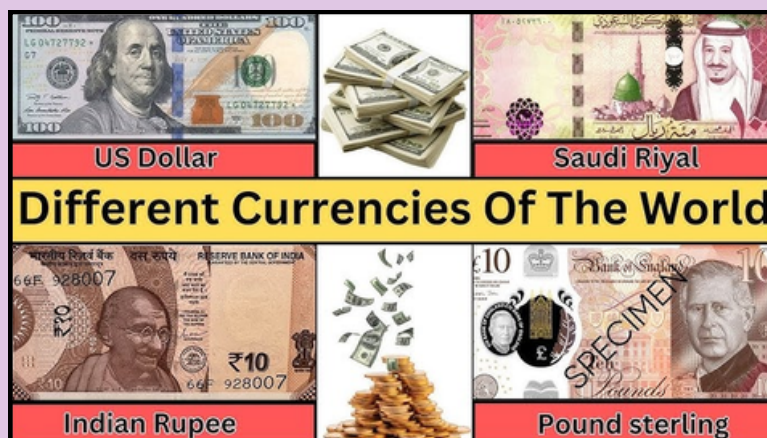


MATHEMATICS

“The only way to learn Mathematics is to do Mathematics.”

- 1. Learn multiplication tables till 15.**
- 2. Practice Chapter - 1 (Numbers) and Chapter - 2 (Addition and Subtraction).**
- 3. Complete Mental Maths pages related to Chapter - 1, and Chapter - 2, in Mental Maths book.**
- 4. Do the following work in a scrap file. Make it attractive and colourful. This project work carries 5 marks.**

A) Write the currencies of five neighbouring countries of India.



B) Akhil wants to buy some toys. His father gave him notes of Rs. 200, Rs. 100, Rs. 50 and Rs. 10. Which notes should he use to buy each of the given toys? Write the correct combinations for each toy.



Rs. 220



Rs. 150



Rs. 410

C) The figure shows a variety of geometric shapes.

Answer the following:

i) A rectangle has ____ sides and ____ vertices.

ii) A cube has ____ faces.

iii) A cone has ____ vertex.

iv) There are ____ rectangles in the given figure.

v) There are ____ cones in the given figure.





D) Complete the Dodging Tables:

$8 \times 7 = \underline{\quad}$

$11 \times 4 = \underline{\quad}$

$9 \times 12 = \underline{\quad}$

$5 \times 9 = \underline{\quad}$

$7 \times 7 = \underline{\quad}$

$5 \times 4 = \underline{\quad}$

$7 \times 9 = \underline{\quad}$

$8 \times 3 = \underline{\quad}$

$12 \times 5 = \underline{\quad}$

$9 \times 4 = \underline{\quad}$

$6 \times 8 = \underline{\quad}$

$5 \times 12 = \underline{\quad}$

$7 \times 4 = \underline{\quad}$

$8 \times 9 = \underline{\quad}$

$4 \times 4 = \underline{\quad}$

$11 \times 10 = \underline{\quad}$

$9 \times 8 = \underline{\quad}$

$5 \times 5 = \underline{\quad}$

$6 \times 7 = \underline{\quad}$

$7 \times 12 = \underline{\quad}$

$9 \times 3 = \underline{\quad}$

$6 \times 7 = \underline{\quad}$

$12 \times 6 = \underline{\quad}$

$4 \times 10 = \underline{\quad}$

$6 \times 4 = \underline{\quad}$

$3 \times 3 = \underline{\quad}$

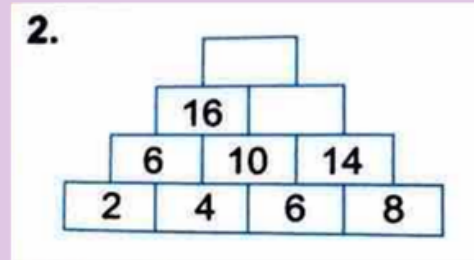
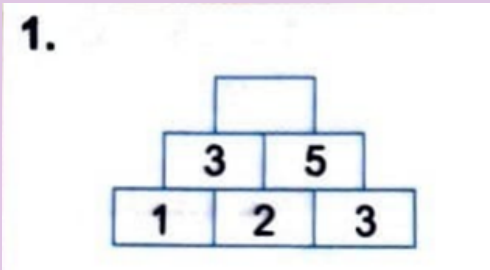
$8 \times 8 = \underline{\quad}$

$9 \times 9 = \underline{\quad}$

$7 \times 5 = \underline{\quad}$

$4 \times 8 = \underline{\quad}$

E) Observe the patterns and fill in the blanks.



Learning Outcomes:

Ø to create and solve simple real-life situations/ problems including money by using the four operations

Ø to construct and use multiplication facts (tables) of 2 to 15 in daily life situations

Ø to identify, classify, and describe shapes based on their properties

Ø to recognize, create, and extend patterns and describe the rules governing these patterns



EVS

1. Revise entire work done in the class.
2. Following projects are to be done according to the allotted roll numbers.

Presentation Guidelines

- Use A-4/A-3 size sheets
- Include drawings, pictures, labels, colours
- Keep it neat and creative
- Add headings for each section

“Explore, Learn & Create!”

Activity: “Time Travel ”(Roll no. 1-5)

Paste/draw old vs modern:
Transport (bullock cart vs metro)
Communication (letters vs mobile)



Write a short letter to a friend describing your holiday.

Activity: “Nature Walk Diary”(Roll no. 6-10)

• Observe your surroundings- plants, flowers etc. Write your observations about any two of them – their size, colour, uses etc. Paste pictures too.



Creative Task: Make a “Kindness Tree” showing good habits.



Activity: “Animal Care Poster” (Roll no. 11-15)

Choose one animal (pet or stray). Write:

What it eats

Where it lives

How we should care for it

***Make a poster on ‘Endangered Animals’.**

Activity: “Mini Research Card” (Roll no. 16-20)

**Choose any two birds,
observe their beaks and
note down the shape, size,
colour etc of their beaks.**



**Fun Task: Keep water for birds and note which birds
visit.**

Activity: “Festival Collage” (Roll no. 21-25)

**Choose 2 festivals from different states. Paste pictures
and write: When is it celebrated?**

Why is it celebrated?



Activity: “My Healthy Plate” (Roll no. 26-30)

Draw a balanced meal.

Write:

Why each food is important

Keep a 3-day food diary.



Activity: “From Raw to Ready” (Roll no. 31-35)


Choose one product (e.g., bread, paper, cloth). Show steps from raw material to final product.

 Present in flowchart form.

Activity: “Houses We Live In” (Roll no. 36-40)

Draw/ Paste picture of a permanent house and a temporary house. Write about –

- * Materials used to build them.**
- * Places where they are built.**
- * Special features**

 My House – Which is your favourite room in your house and why?

Activity: “Games and Yoga” (Roll no. 41-45)

- Make a poster on traditional and modern games played in our country.**
- Practice simple yoga asanas at home, click your pictures and write about the benefits of practicing yoga.**



Reflection Page (Roll no. 1-45)

Write 5–7 lines:

- What did you enjoy the most?
- What new things did you learn?

Learning Outcomes

- Develops observation and inquiry skills through real-life experiences.
- Builds understanding of environmental concepts in daily life.
- Encourages creative application of learning through activities.
- Improves communication skills through writing and sharing ideas.
- Strengthens critical thinking and problem-solving abilities.
- Promotes values like responsibility, cooperation, and respect for nature.

ART

1. Make 10 beautiful borders of same pattern

- Size : 3 inches x 33 inches

2. *MAGIC OF CRAFT*

CLASS

PROJECT

4A :	A Home for little wings
4B :	The symphony of colours
4C :	Nature in a cute Avatar
4D :	My Rocking Horse Project
4E :	Paper Roll Giraffe

- Reference links and images will be shared in the class groups.



COMPUTER

Use Canva to design your work:

 **Task:**

Create a beautiful design/poster on the topic:

👉 **“A World of Learning in Every Book”**

INCLUDE :

 **Educational icons:**

 **Graduation cap (achievement)**

 **Light bulb (ideas)**

 **Science flask (experiments)**

 **Globe (global knowledge)**

Floating books or pages around the main book for motion

 **Background Ideas**

Soft gradient (sky blue → light yellow) for a positive feel

Library shelves (blurred) OR a dreamy sky with clouds

Subtle stars/sparkles to show imagination

 **Text Styling**

Heading in bold, elegant font (slightly curved or centered)

Use:

Gold/white for premium feel OR

Bright multicolor for school theme

Add a short tagline below, like:

“Explore, Imagine, Achieve”

“Every page is a new adventure”

 **Writing Part:**

Write 3 simple lines about your drawing/design

 **Submission:**

Download your design as an image (PNG/JPG)

Take a printout on A3 Size paper.



GENERAL AWARENESS

Your creativity adds value to the learning environment.

As part of the art-integrated curriculum, kindly study about the assigned state (KERALA), and put in your unique ideas to prepare the creative work according to your roll number.



Submit it to your class teacher to confirm your spot for the on stage Class Project Presentation- Treasure of Tradition.



GENERAL AWARENESS

<u>R.No.</u>	<u>Topic</u>	<u>Presentation</u>
1-5	Facts - Capital , Language , Location and Geography	A3 Sheet - Information with relevant pictures
6-10	Festivals	A3 Sheet - Information with vibrant pictures
11-16	Handicrafts	Real Object / 3D Model
17-22	Famous Places/ Monuments/ Houseboat	3D Model / Beautiful A3 Poster
23-28	Traditional Attire/ Dress	Puppets made of fabric
29-32	Famous Dances	Attractive Placard / 3D Model
33-35	Famous Personalities (Past or Present)	A3 Sheet - Information with relevant pictures
36-39	Famous Cuisine	A3 Sheet-Information with pictures / 3D Model
40-45	Flora and Fauna	3D Model using reusable material



Happy Holidays

