



**N.K BAGRODIA PUBLIC SCHOOL**  
**AHINSA MARG, SEC-9 ,ROHINI DELHI**



Dear Parents,

Keep your child's brain active over break without them knowing they're doing "homework."

Summer vacation is every child's favourite time of the year as they can do all the things they enjoy during these days. Children get a chance to learn new hobbies and spend more time with their friends.

Embracing the cheerful news of summer break, to keep the students busy and channelise their energy in proper direction, assignments of all subjects have been designed for students. Facilitate your ward to attempt the assignments creatively and independently as it will help them to elevate their skills and spend their vacation ingeniously . Let your children explore the world through their favourite books/stories and share them with their siblings /parents /grandparents. Students must visit various places and explore the exquisite world around them.

Enjoy your vacation !!!



# LANGUAGE 1

1. करवाए गए पाठों को निरंतर पढ़ें व कॉपी में लिखवाए गए अभ्यास लिखकर याद करें।

2. मेरा हरा मित्र (पौधा गतिविधि)

किसी पुराने डिब्बे या बोतल में एक पौधा लगाएँ।

उस पौधे को एक प्यारा-सा नाम दें और गमले को सजाएँ।

एक सप्ताह तक पौधे की देखभाल करें और एक छोटा सा "पौधा डायरी" बनाएँ – उसमें चित्र या फोटो के साथ लिखें: कब पानी दिया? पौधे में क्या बदलाव दिखे?



3. मोती मेरे अक्षर सुलेख अभ्यास पुस्तक में पृष्ठ 1 से 20 तक पूरा करें।

4. दिए गए अनुक्रमांक ( रोल नं०) के अनुसार बताए गए व्याकरण विषयों पर एक आकर्षक मेज़ की चटाई ( टेबल मैट ) बनाएँ ।

1-7 — संज्ञा

8-14— विशेषण

15-21 — समान अर्थ वाले शब्द

22-28 — वचन बदलो

29-35— संयुक्ताक्षर शब्द

36-44- लिंग बदलो



# LANGUAGE 2



## 1. Reading Activity

Krishna Leela



Panchtantra

Tenali Raman





- Read the above stories and make a beautiful bookmark, either drawing your favourite character from the story.


## 2. Writing Practice

- My Holiday Diary- Write 2-3 lines daily about what you did and add small drawings.
- Word Treasure Hunt- Find 5 new words daily from books or surroundings and write meanings and make one sentence of each word.
- Practice only 20 pages of cursive writing in a separate English notebook.

#Cursive writing practice and Word Treasure Hunt can be done in the same notebook.

Cover and decorate the notebook.





### 3. Make Integrated craft according to your roll no.

Dear Students,

Enjoy learning English through fun activities based on the theme “My Garden & My Community.” Use simple Teaching Learning Materials (TLM) like charts, flashcards, and colourful cut-outs.

#### 1. Pronoun Garden (1-7)

**Detail: Make a garden chart and replace naming words like Riya, Ram, gardener, children with pronouns such as he, she, they, it in simple sentences.**

#### 2. Male-Female Tree (8-14)

**Detail: Draw a tree and paste word pairs like king-queen, lion-lioness, actor-actress, boy-girl on different branches to understand gender words in our community.**



#### 3. Articles Pop-Out (A, An, The) (15-21)

**Detail: Create paper flowers and write examples such as a farmer, an apple, the sun to show the correct use of articles.**

#### 4. Adjective Garden (22-28)

**Detail: Write describing words for nature and community helpers like beautiful flower, tall tree, kind doctor, helpful teacher.**

#### 5. Action Words Around Us (29-35)

**Detail: Draw or paste pictures showing actions like planting, watering, helping, running and write simple sentences using these action words.**

#### 6. Community Helper Match-Up (36- 44)

**Detail: Make flashcards of helpers like doctor, teacher, farmer, gardener and match them with action words such as teaches, grows, helps, plants.**



# LEARNING OUTCOMES

Students will be able to identify the main characters, settings and events of the story.

Students will be able to explain, identify and effectively use different parts of speech in sentence composition.

Students will enhance their vocabulary, imagination and creativity.

## सीखने के परिणाम

पहेलियों को हल करने के लिए बच्चे अपनी श्रेणीबद्ध और तात्कालिक सोच का उपयोग करेंगे ।

बच्चों की भाषा और शब्दावली में वृद्धि होगी क्योंकि वे नए शब्दों को रचना व गढ़ना सीखेंगे ।

हाथ और उंगलियों के मुख पुतलों बनाने से बच्चे सामाजिक और भाषाई कौशल का विकास होगा क्योंकि वे कहानियों को लेकर आपस में बात करेंगे ।

पहेलियों को हल करने के लिए बच्चों को सही और गलत के बीच अंतर का अनुमान लगाने की क्षमता विकसित होगी ।



# NUMERACY

## ACTIVITY SHEET 1



NOTE : Do the following questions on A4 size sheets in a presentable manner:

Q1. Complete:

a) Number name of

152 - \_\_\_\_\_

183 - \_\_\_\_\_

121 - \_\_\_\_\_

147 - \_\_\_\_\_

b) Complete the table:

114	$100 + 10 + 4$
526	
243	
818	
118	

c) Write short forms

$100 + 20 + 7 =$  \_\_\_\_\_

$100 + 50 + 2 =$  \_\_\_\_\_

$100 + 00 + 8 =$  \_\_\_\_\_

d) One hundred twenty-eight will be written as \_\_\_\_\_.

e) Solve the following:

$$\begin{array}{r} 17 \\ - 3 \\ \hline \end{array}$$

$$\begin{array}{r} 22 \\ - 3 \\ \hline \end{array}$$

$$\begin{array}{r} 43 \\ + 98 \\ \hline \end{array}$$

$$\begin{array}{r} 25 \\ - 24 \\ \hline \end{array}$$

$$\begin{array}{r} 78 \\ + 48 \\ \hline \end{array}$$

## ACTIVITY SHEET 2

f) Arrange the following:

Arrange the numbers in ascending order.

745	820	615	509
-----	-----	-----	-----

<input type="text"/>	<input type="text"/>	<input type="text"/>	<input type="text"/>
----------------------	----------------------	----------------------	----------------------

303	128	491	212
-----	-----	-----	-----

<input type="text"/>	<input type="text"/>	<input type="text"/>	<input type="text"/>
----------------------	----------------------	----------------------	----------------------

837	528	684	769
-----	-----	-----	-----

<input type="text"/>	<input type="text"/>	<input type="text"/>	<input type="text"/>
----------------------	----------------------	----------------------	----------------------

Arrange the numbers in descending order.

358	705	156	254
-----	-----	-----	-----

<input type="text"/>	<input type="text"/>	<input type="text"/>	<input type="text"/>
----------------------	----------------------	----------------------	----------------------

112	429	368	639
-----	-----	-----	-----

<input type="text"/>	<input type="text"/>	<input type="text"/>	<input type="text"/>
----------------------	----------------------	----------------------	----------------------

645	135	463	537
-----	-----	-----	-----

<input type="text"/>	<input type="text"/>	<input type="text"/>	<input type="text"/>
----------------------	----------------------	----------------------	----------------------

## ACTIVITY SHEET 3

g. Look at the fruits shown below. Fill in the blanks with the correct answers.



apple



banana



pineapple



orange



watermelon

- (a) The \_\_\_\_\_ is fourth from the right.
- (b) The \_\_\_\_\_ is second from the left.
- (c) The watermelon is first from the \_\_\_\_\_.
- (d) The apple is first from the \_\_\_\_\_.
- (e) What is the third fruit from the right? \_\_\_\_\_
- (f) What is the fourth fruit from the left? \_\_\_\_\_
- (g) What is the second fruit from the right? \_\_\_\_\_







# LEARNING OUTCOMES



Students will be able to write numbers in digits and numbers names of Numbers Upto 200.




Students will be able to write expanded form of given 3 digit numbers.




Students will be able to solve addition and subtraction upto of two digit numbers with and without grouping.




Students will be able to write ordinal numbers up to 10.



Students will be able to arrange numbers in ascending and descending order.



Students will be able to learn tables from 2 to 5.



# THE WORLD AROUND US


## KNOW IT ALL SHEET

Create a know it all sheet according to your roll no. from the topics given below. Paste beautiful and lively pictures and write related information on this sheet in a creative manner.


Roll No.	Topic
1 - 5	Modes of Communication
6 - 10	Types and traits of different seasons
11 - 15	Types of animals based on their living and eating habits
16 - 20	Types and parts of plants
21 - 25	Modes of Transport
26 - 30	Use of air and water
31 - 35	Road Safety Signs and Rules
36 - 40	Junk food vs healthy food
40 onwards	Neighborhood Services

**Note :-**


\* Use A-3 size ivory sheet for the above Project Work.




# LEARNING OUTCOMES





Students will be able to identify and describe basic features of animals, plants, and seasons through hands-on craft activities, enhancing their observation and comprehension skills.



By cutting, pasting, coloring, and assembling craft items, students will improve their creativity, hand-eye coordination, and fine motor skills in a fun and engaging way.



Craft activities help students build a personal and emotional bond with nature, encouraging them to appreciate and care for the environment.



# CREATIVE AND AESTHETIC SKILLS

Students will create and laminate the craft work according to their section on an A-3 size sheet



II-A



II-B



II-C



II-D



II-E



# **CREATIVE AND AESTHETIC SKILLS**

**Do the following Art Book pages--25,27,28,29,31 and 37.**

**Students will create according to your roll no.**

## **1. Jute & Wool Glass Decoration(1-7)**

**Detail: Take an old glass bottle or jar and decorate it neatly by wrapping jute rope and colourful wool to make an attractive showpiece.**

## **2. Newspaper Flower Craft (8-14)**

**Detail: Make a beautiful flower using old newspapers or magazine pages and paste it on a chart paper with a creative message.**

## **4. Piggy Bank from Waste Bottle (15-21)**

**Detail: Make a cute piggy bank using an old plastic bottle and decorate it with colours and paper.**

## **5. Pen Stand from Old Box (22-28)**

**Detail: Use an empty box or toilet paper roll to create a colourful pen stand for your study table.**


## **6. Paper Plate Mask (29-35)**

**Detail: Make an animal or cartoon mask using an old paper plate and colour it beautifully.**

## **7. Nature Collage (36-44)**

**Detail: Collect dry leaves, twigs, and flowers to create a nature collage on chart paper.**

# **LEARNING OUTCOMES**



**It will enhance creativity and imagination of students.**



# TECHNICAL AND MOUSE SKILLS

Using MS Paint draw a picture of your home, family, rainbow or your favourite cartoon.


Take a coloured printout of the same. Decorate it with an attractive border and laminate it.

## ALSO EXPLORE TUX PAINT!



Picture shared is for reference only.





# LEARNING OUTCOMES

➔ This will enhance creativity and imagination.

➔ This will improve their knowledge about more paint shapes tool .

